


- **HIGH POWER DENSITY**
- **D:DIP PACKAGE S:SIP PACKAGE**
- **SINGLE OUTPUT VOLTAGE**
- **INDUSTRIAL STANDARD PIN-OUT**
- **NO HEAT SINK REQUIRED**
- **1K VAC ISOLATION**
- **WIDE INPUT VOLTAGE**
- **REGULATED OUTPUT VOLTAGE**
- **PCB MOUNTING**


**RoHS COMPLIANT**
**ELECTRICAL SPECIFICATIONS:**

(All specifications tested typically @ 25°C, humidity&lt;75%, nominal input and rated output unless otherwise noted.)

**OUTPUT SPECIFICATIONS**

Items:	Testing condition	Min	Typ	Max
Output accuracy:	At full load and nominal Vin			±2%
Output power:				2W
Line regulation:	Input voltage from low to full load	+/-0.5%,max(3.3 VDC output +/- 1 % max )		
Load regulation:	From 20% to full load		+/-0.5%	+/- 1 %
Ripple and noise:	20MHz bandwidth			30mVp-p
Temperature drift:				±0.02 %/°C
Switching frequency			80K HZ	
Short circuit protection			60s	

**COMMON SPECIFICATIONS**

Items		Min	Typ.	Max
Operating temperature range		-40°C		+85°C
Storage temperature range		-55°C		+125°C
Humidity				<75%
Cooling	Free Air Convection			
Isolation voltage (VDC)	Input to Output		1,000	
Isolation resistance (ohms)			10 <sup>9</sup>	
Isolation capacitance (pF)				60
Efficiency (%)	See Product List	60		78
Case material	Non-conductive black plastic			
Potting material	Epoxy Resin UL94-V0			
Packing material	Tube			

**VBXXXXD/S-2W DC-DC CONVERTER**

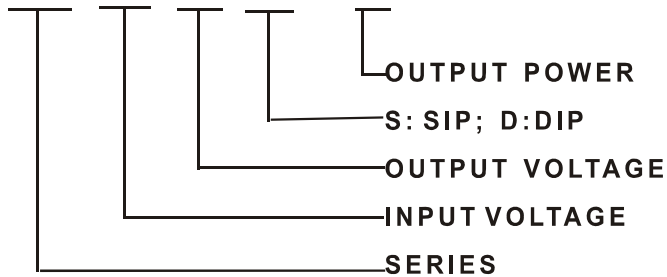
Dimension (mm / inch)	SIP: 19.6*7.0*10mm DIP: 20.4*10*8.2(0.8*0.4*0.32)
Weight (g)	10
MTBF (Hrs)	>1,000,000

**PRODUCT LIST**

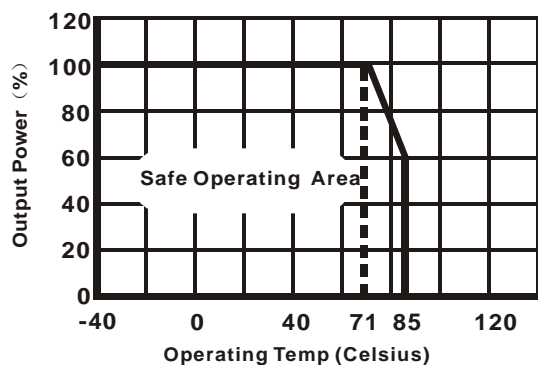
Part Number	Input Voltage (VDC)			Output		Efficiency (% , Typ.)	Package
	Range	Nominal	Max.	Max Current (mA)	Voltage (VDC)		
VB0503S-2W	4.5-5.5	5	7.25	400	3.3	68	SIP
VB0505S-2W	4.5-5.5	5	7.25	400	5	67	SIP
VB0512S-2W	4.5-5.5	5	7.25	167	12	72	SIP
VB1205S-2W	10.8-13.2	12	16.0	400	5	64	SIP
VB1212S-2W	10.8-13.2	12	16.0	167	12	68	SIP
VB1209S-2W	10.8-13.2	24	16.0	222	15	68	SIP
VB2405S-2W	21.6-26.4	24	30.0	400	5	68	SIP
VB2409S-2W	21.6-26.4	24	30.0	222	9	66	SIP
VB2412S-2W	19.6-26.4	24	30.0	167	12	77	SIP
VB0512D-2W	4.5-5.5	5	7.25	167	12	72	DIP
VB1205D-2W	10.8-13.2	12	16.0	400	5	69	DIP
VB2405D-2W	21.6-26.4	24	30.0	400	5	68	DIP
VB2409D-2W	21.6-26.4	24	16.0	222	9	68	DIP

**NOMENCLATURE**

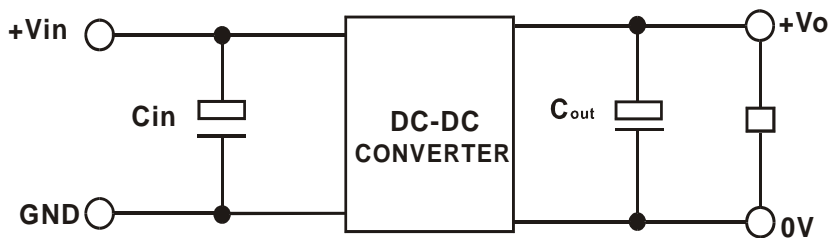
**VB 24 05 D/S -2W**



**TEMPERATURE DERATING GRAPH**



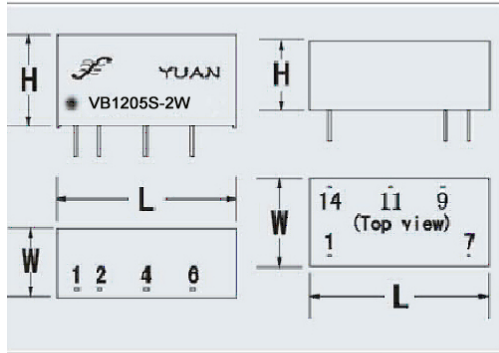
**TYPICAL CONNECTION**



OUTLINE DIMENSION

PINS DESCRIPTION

	SIP(LxWxH)	DIP(LxWxH)
2W	19.6x7.0x10	20.4x10x6.5



PKG	Vin	GND	-Vo	0V	+Vo
VBS	1	2	-	4	6
VBD	14	1	-	11	9

Note: Pin "7" can't connect all the others.

SIP	Connection		DIP
1	+Vin	Input	14
2	GND	Input	1
4	0V	Output	11
6	+VO	Output	9

SHENZHEN SUNYUAN TECHNOLOGY CO., LTD.

Email: sales02@szsunyuan.com

www.szsunyuan.com