

**PLEASE CHECK WWW.MOLEX.COM FOR LATEST PART INFORMATION**

**Part Number:** [0365140004](#)  
**Status:** **Active**  
**Overview:** [din\\_41612](#)  
**Description:** 2.54mm (.100") Pitch DIN 41612 R Style Male Header with Wire-Wrap, Vertical, Through Hole Press-Fit, 0.80µm (32µ") Selective Gold (Au) Plating Contact, Nickel (Ni) Press-In and Wire-Wrap Area, 3 rows, 120 Circuits, Lead Free

**Documents:**

[Drawing \(PDF\)](#) [RoHS Certificate of Compliance \(PDF\)](#)  
[Product Specification PS-36515-001 \(PDF\)](#)

**General**

Product Family	Backplane Connectors
Series	36514
Application	Backplane
Comments	No Premating Contact
Component Type	PCB Header
Overview	<a href="#">din_41612</a>
Product Name	IEC 603-2/DIN 41612
Style	R

**Physical**

Circuits (Loaded)	120
Circuits (maximum)	120
Circuits Detail	1,2,3,....40; a+b+c
Color - Resin	Gray
Durability (mating cycles max)	400
First Mate / Last Break	No
Guide to Mating Part	No
Keying to Mating Part	Yes
Material - Metal	Phosphor Bronze
Material - Plating Mating	Gold
Material - Plating Termination	Nickel
Material - Resin	Polyester
Number of Columns	40
Number of Pairs	Open Pin Field
Number of Rows	3
Orientation	Vertical
PC Tail Length (in)	0.522 In
PC Tail Length (mm)	13.25 mm
PCB Locator	No
PCB Retention	Yes
PCB Thickness Recommended (in)	0.063 In
PCB Thickness Recommended (mm)	1.60 mm
Packaging Type	Carton
Pitch - Mating Interface (in)	0.100 In
Pitch - Mating Interface (mm)	2.54 mm
Pitch - Term. Interface (in)	0.100 In
Pitch - Term. Interface (mm)	2.54 mm
Plating min: Mating (µin)	32
Plating min: Mating (µm)	0.80
Plating min: Termination (µin)	49.2
Plating min: Termination (µm)	1.25
Polarized to PCB	No
Stackable	No
Surface Mount Compatible (SMC)	No

**EU RoHS**

**ELV and RoHS  
Compliant**  
**REACH SVHC**  
 Not Reviewed  
**Halogen-Free  
Status**

**China RoHS**



**Not Reviewed**

**Need more information on product environmental compliance?**

Email [productcompliance@molex.com](mailto:productcompliance@molex.com)  
 For a multiple part number RoHS Certificate of Compliance, [click here](#)

Please visit the [Contact Us](#) section for any non-product compliance questions.

**Search Parts in this Series**

[36514Series](#)

Temperature Range - Operating  
Termination Interface: Style

-55°C to +125°C  
Through Hole - Compliant Pin, Wire Wrap

### **Electrical**

Current - Maximum per Contact  
Data Rate  
Voltage - Maximum

1A  
622.0 Mbps  
250V AC (RMS)

### **Material Info**

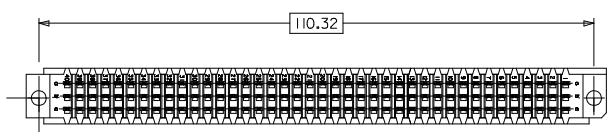
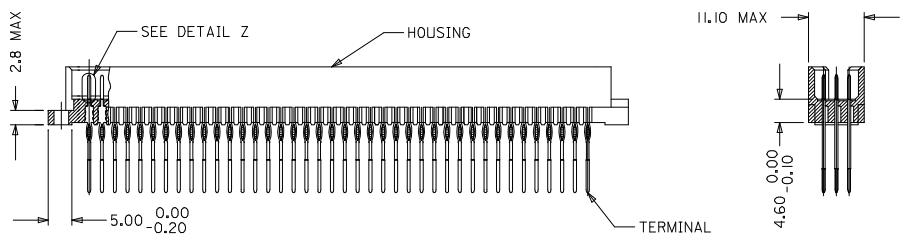
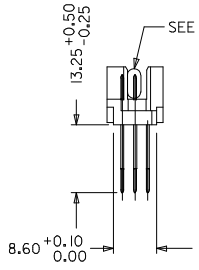
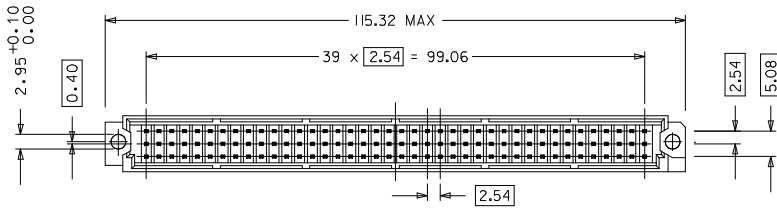
### **Reference - Drawing Numbers**

Product Specification  
Sales Drawing

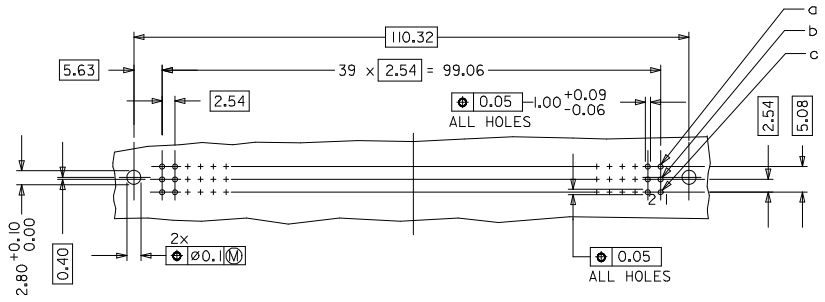
PS-36515-001  
SD-36514-004

This document was generated on 05/13/2010

**PLEASE CHECK [WWW.MOLEX.COM](http://WWW.MOLEX.COM) FOR LATEST PART INFORMATION**



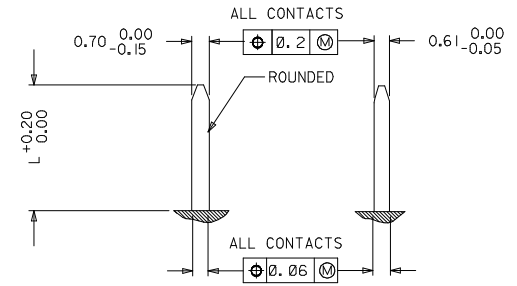
RECOMMENDED PCB LAYOUT  
COMPONENT SIDE



NOTES:

- MATERIALS: THERMOPLASTIC POLYESTER, GLASS FILLED, UL94V-0.  
COLOUR: PEBBLE GREY RAL 7032  
TERMINAL - PHOSPHOR BRONZE
- FINISH: CONTACT AREA  
  
PERFORMANCE LEVEL 2: SLECTIVE GOLD (Au), THICKNESS = 0.6 MICROMETER,  
OVER NICKEL, THICKNESS = 1.25 MICROMETER MIN  
  
PRESS-IN AREA : NICKEL, THICKNESS = 1.25 MICROMETER MIN OVERALL  
  
WRAP AREA : NICKEL, THICKNESS = 1.25 MICROMETER MIN OVERALL  
  
TRANSFER PLUGGING AREA :  
SLECTIVE GOLD (Au), THICKNESS = 0.4 MICROMETER,  
OVER NICKEL, THICKNESS = 1.25 MICROMETER MIN OVERALL
- MATERIAL NUMBER, BATCH CODE UL AND CSA MARKING TO BE PRINTED ON THE CONNECTOR
- CUT FACES OF TIP WITHOUT PLATING PERMITTED
- PRODUCT SPECIFICATION : PS: 36515-001

DETAIL Z      DETAIL Y



	L
NORMAL CONTACTS	4.8

RoHS COMPLIANT

EC NO: 2007-077Z DRAWN: JAVENG CHKD: SSUDHR APPR: KRASAD 2008/06/07 2008/06/19 2009/01/22	QUALITY SYMBOLS ▽=0 ▽=0	GENERAL TOLERANCES (UNLESS SPECIFIED)		DIMENSION STYLE MM ONLY		SCALE 2:1	DESIGN UNITS METRIC	THIRD ANGLE PROJECTION
		mm	INCH	DRAWN BY SS	DATE 2000/11/09	TITLE ASSEMBLY, DIN 41612 R MALE, 120POS, PRESSFIT WITH WIRE WRAP	MOLEX INCORPORATED	
REV C1	DESCRIPTION	4 PLACES ±---	±---	CHECKED BY GJLOWE	DATE 2000/11/09	MATERIAL NO. 36514-0004		DOCUMENT NO. SD-36514-004
		3 PLACES ±0.05	±---	APPROVED BY GJLOWE	DATE 2000/11/09	SHEET NO. 1 OF 1		
DRAFT WHERE APPLICABLE MUST REMAIN WITHIN DIMENSIONS		2 PLACES ±0.1	±---	THIS DRAWING CONTAINS INFORMATION THAT IS PROPRIETARY TO MOLEX INCORPORATED AND SHOULD NOT BE USED WITHOUT WRITTEN PERMISSION				
		1 PLACE ±0.15	±---					
		ANGULAR ± 2 °						