



SD107WS

SURFACE MOUNT SCHOTTKY DIODES

VOLTAGE 30 Volts **POWER** 200mA

SOD-323 Unit: inch (mm)

FEATURES

- Very Low V_F : 0.36V(Max) at $I_F=2mA$
- Low Capacitance : 3.0pF(Max) at $V_R=10V$
- Extremely Fast Switching Speed
- In compliance with EU RoHS 2002/95/EC directives

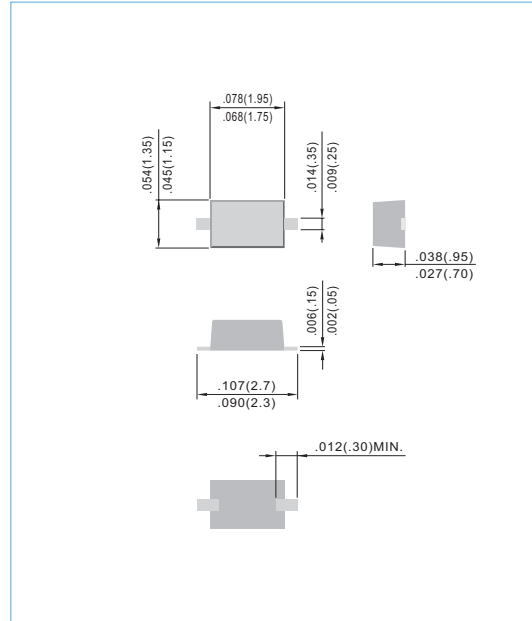
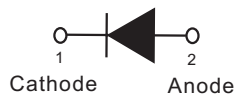
MECHANICAL DATA

Case : SOD-323, plastic

Terminals : Solderable per MIL-STD-750,Method 2026

Approx Weight : 0.041 gram

Polarity : Color band cathode



MAXIMUM RATINGS AND ELECTRICAL CHARACTERISTICS

Ratings at 25°C ambient temperature unless otherwise specified. Single phase, half wave, 60Hz, resistive or inductive load. For capacitive load, derate current by 20%

PARAMETER	SYMBOL	SD107WS	UNITS
Marking Code	-	S9	-
Maximum Reverse Voltage	V_R	30	V
Peak Reverse Voltage	V_{RRM}	30	V
Maximum Forward Current	I_F	0.2	A
Non-Repetitive Forward Surge Current $t_p=10ms$	I_{FSM}	0.75	A
Power Dissipation (1)	P_{TOT}	200	mW
Thermal Resistance, Junction to Ambient (1)	$R_{\theta JA}$	625	°C/W
Junction and Storage Temperature Range	T_J, T_{STG}	-55 to +150	°C

NOTE : FR-4 Board = 70 x 60 x 1mm.

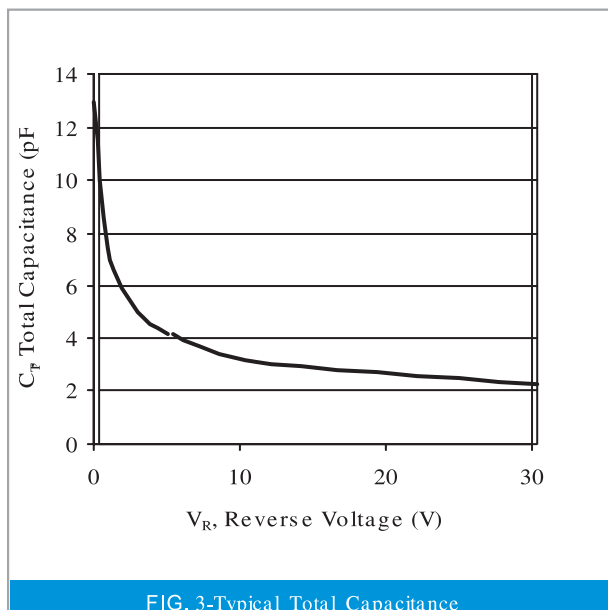
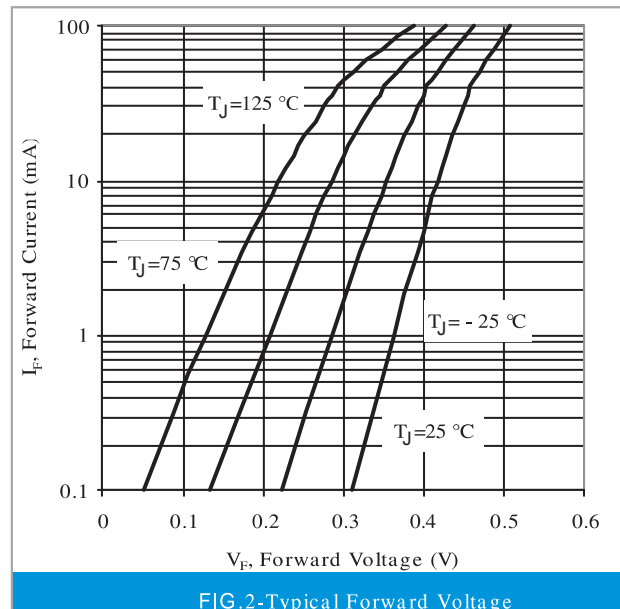
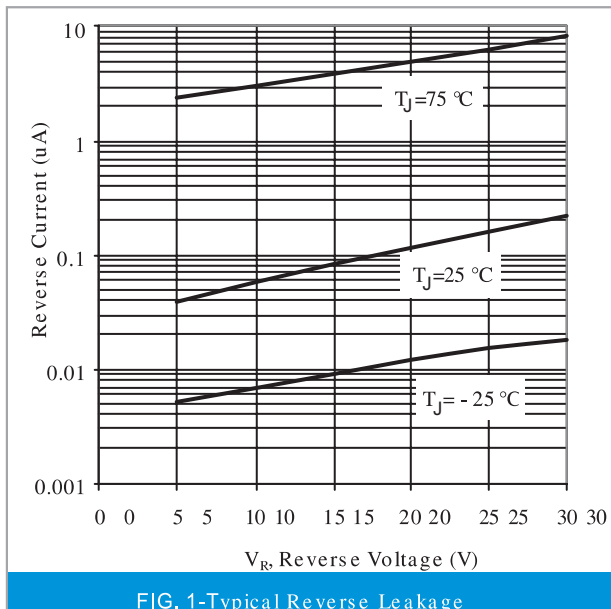


SD107WS

ELECTRICAL CHARACTERISTICS (each diode)(T_J=25°C unless otherwise noted)

PARAMETER	SYMBOL	TEST CONDITION	MIN	TYP	MAX	UNITS
Reverse Breakdown Voltage	V _(BR)	I _R =10μA	30	-	-	V
Reverse Leakage Current	I _R	V _R =25V	-	-	1.0	μA
Forward Voltage	V _F	I _F =100mA I _F =2.0mA I _F =50mA	-	-	0.80 0.36 0.55	V
Total Capacitance	C _J	V _R =10V,f=1.0MHz	-	3.0	7.0	pF

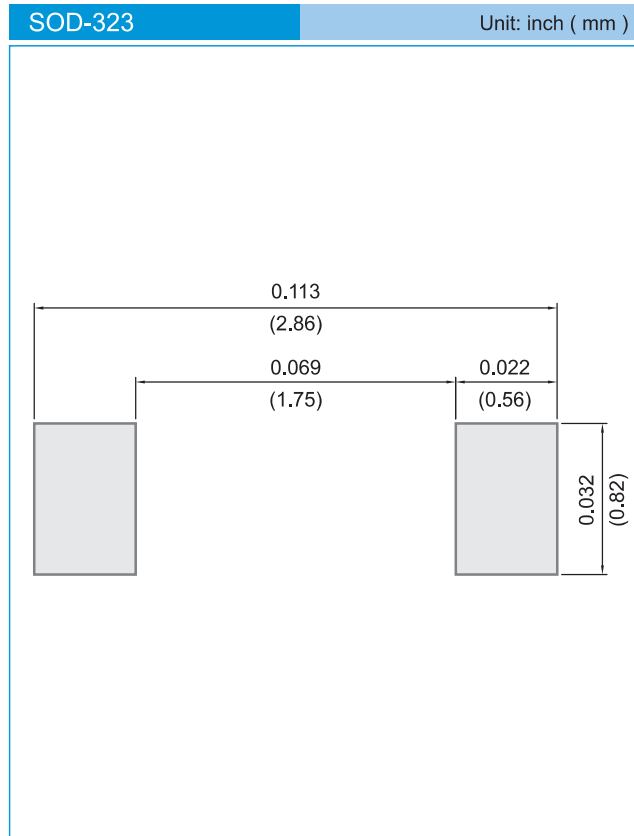
ELECTRICAL CHARACTERISTICS CURVE





SD107WS

MOUNTING PAD LAYOUT



ORDER INFORMATION

- Packing information
 - T/R - 12K per 13" plastic Reel
 - T/R - 5K per 7" plastic Reel

LEGAL STATEMENT

Copyright PanJit International, Inc 2009

The information presented in this document is believed to be accurate and reliable. The specifications and information herein are subject to change without notice. Pan Jit makes no warranty, representation or guarantee regarding the suitability of its products for any particular purpose. Pan Jit products are not authorized for use in life support devices or systems. Pan Jit does not convey any license under its patent rights or rights of others.