


Backlight Inductors - DO1607BL Series



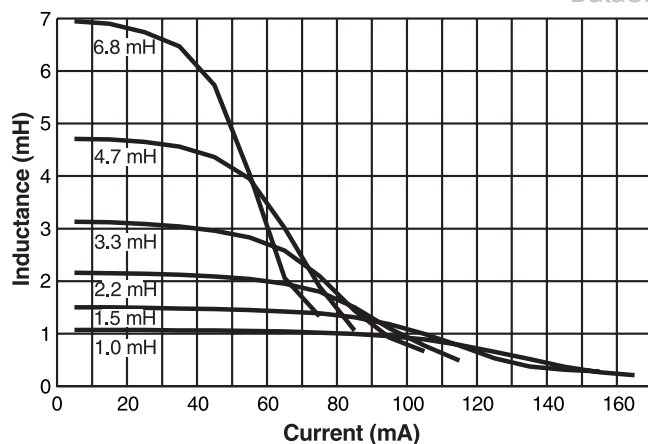
The low profile DO1607BL Series has the high break-down voltage ratings required for backlight applications. Only 0.098 (2,49) high, they have a footprint of 0.26 x 0.175 (6,6 x 4,5).

These inductors are constructed of high temp materials that provide excellent heat deflection to prevent damage during solder reflow. They are packaged on either 7" or 13" reels.

Standard inductance values range from 1 to 6.8 mH and custom values are available to meet specific requirements.

Coilcraft **Designer's Kit C135** contains samples of each of the standard parts shown. To order, contact Coilcraft or visit <http://order.coilcraft.com>.

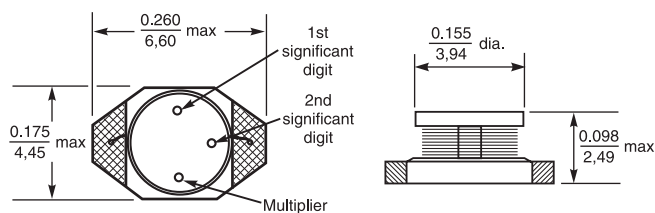
Typical Inductance vs. Current



DataSheet4U.com

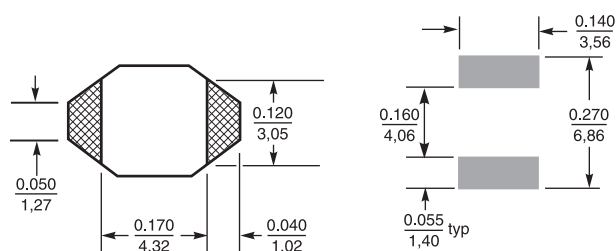
Part number	L ¹ ±20% (mH)	DCR ² max (Ohms)	Insulation core-winding (MOhms)	Isat ³ (mA)	Irms ⁴ (mA)
DO1607BL-105	1.0	19	>10	100	150
DO1607BL-155	1.5	21	>10	75	140
DO1607BL-225	2.2	42	>10	60	100
DO1607BL-335	3.3	52	>10	50	90
DO1607BL-475	4.7	80	>10	45	75
DO1607BL-685	6.8	125	>10	40	60

1. Inductance tested at 0.1 Vrms, 100 kHz on Agilent/HP4192A.
2. DCR tested on Cambridge Technology 510-A with Coilcraft CCF-859 fixture.
3. Inductance drop = 10% typ.
4. $\Delta T = 40^\circ$ rise typ. at Irms.
5. Operating temperature -40°C to $+85^\circ\text{C}$.
6. Electrical specifications at 25°C .



Parts/reel: 7" 750; 13" 2500 Tape width: 12 mm
For packaging data see Tape and Reel Specifications section.

Land Pattern



Coilcraft

Specifications subject to change without notice. Document 204 Revised 4/22/02

1102 Silver Lake Road Cary, Illinois 60013 Phone 847/639-6400 Fax 847/639-1469
E-mail info@coilcraft.com Web <http://www.coilcraft.com>

www.DataSheet4U.com