

PLEASE CHECK WWW.MOLEX.COM FOR LATEST PART INFORMATION

Part Number: [0878341441](#)
Status: **Active**
Overview: [cgrid_sl_products](#)
Description: 2.54mm (.100") Pitch C-Grid® Header, Dual Row, Low Profile, Vertical, Shrouded, without PCB Locator, without End Window, 0.13µm (5µ) Gold (Au) Flash Plating, Nylon Housing, 14 Circuits, Lead-free

Documents:

[3D Model](#) [Product Specification PS-70246-100 \(PDF\)](#)
[Drawing \(PDF\)](#) [RoHS Certificate of Compliance \(PDF\)](#)

Agency Certification

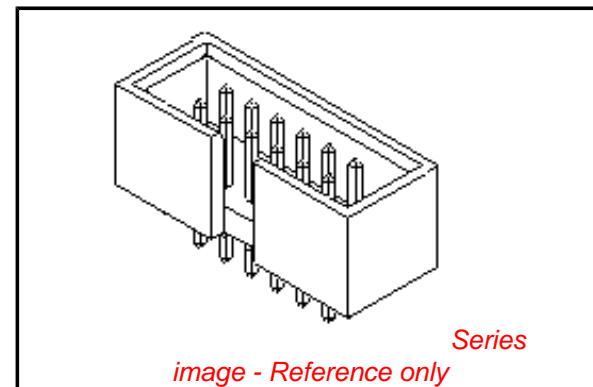
UL E29179

General

Product Family PCB Headers
 Series [87834](#)
 Application Wire-to-Board
 Overview [cgrid_sl_products](#)
 Product Name C-Grid®

Physical

Breakaway No
 Circuits (Loaded) 14
 Circuits (maximum) 14
 Color - Resin Natural
 First Mate / Last Break No
 Flammability 94V-0
 Glow-Wire Compliant No
 Guide to Mating Part No
 Keying to Mating Part Yes
 Lock to Mating Part None
 Material - Plating Mating Gold
 Material - Plating Termination Tin
 Material - Resin Nylon
 Number of Rows 2
 Orientation Vertical
 PC Tail Length (in) 0.135 In
 PC Tail Length (mm) 3.43 mm
 PCB Locator No
 PCB Retention None
 Packaging Type Tray
 Pitch - Mating Interface (in) 0.100 In
 Pitch - Mating Interface (mm) 2.54 mm
 Pitch - Term. Interface (in) 0.100 In
 Pitch - Term. Interface (mm) 2.54 mm
 Plating min: Mating (µin) 5
 Plating min: Mating (µm) 0.13
 Plating min: Termination (µin) 98
 Plating min: Termination (µm) 2.50
 Polarized to Mating Part Center Slot
 Polarized to PCB No
 Shrouded Fully
 Stackable No
 Temperature Range - Operating -55°C to +120°C
 Termination Interface: Style Through Hole



EU RoHS

ELV and RoHS Compliant
REACH SVHC Contains SVHC: No
Halogen-Free
Status Not Reviewed

China RoHS



Need more information on product environmental compliance?

Email productcompliance@molex.com
 For a multiple part number RoHS Certificate of Compliance, [click here](#)

Please visit the [Contact Us](#) section for any non-product compliance questions.

Search Parts in this Series

[87834Series](#)

Mates With

.050" pitch ribbon cable connectors

Electrical

Current - Maximum per Contact	2.5A
Voltage - Maximum	250V DC

Solder Process Data

Duration at Max. Process Temperature (seconds)	5
Lead-free Process Capability	Wave Capable (TH only)
Max. Cycles at Max. Process Temperature	1
Process Temperature max. C	265

Material Info**Reference - Drawing Numbers**

Packaging Specification	PK-87835-001
Product Specification	PS-70246-100
Sales Drawing	SD-87834-023

This document was generated on 05/25/2010

PLEASE CHECK WWW.MOLEX.COM FOR LATEST PART INFORMATION

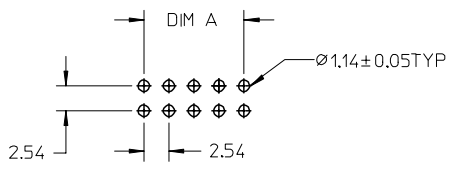
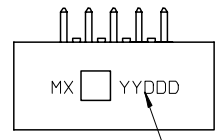
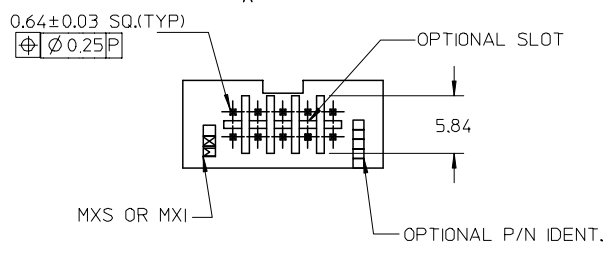
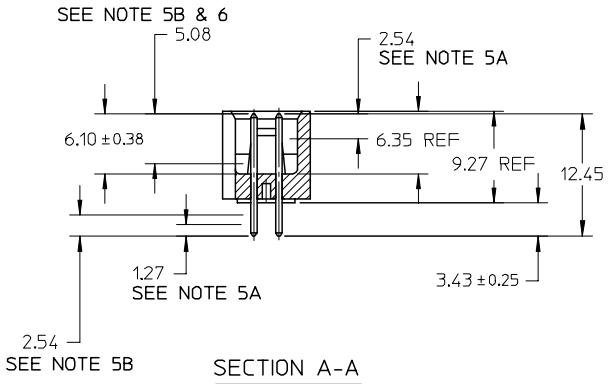
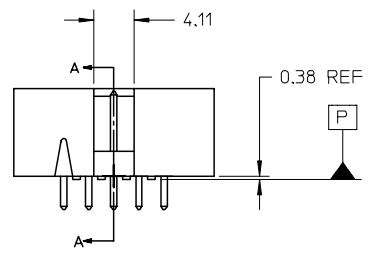
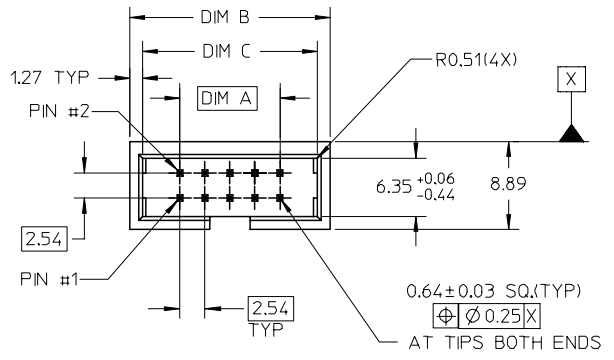
ASSEMBLY P/N	CKT SIZE	DIM A	DIM B	DIM C
87834-0841	08	7.62	17.78	15.24
87834-1041	10	10.16	20.32	17.78
87834-1241	12	12.70	22.86	20.32
87834-1441	14	15.24	25.40	22.86
87834-1641	16	17.78	27.94	25.40
87834-2041	20	22.86	33.02	30.48
87834-2441	24	27.94	38.10	35.56
87834-2641	26	30.48	40.64	38.10
87834-3041	30	35.56	45.72	43.18
87834-3441	34	40.64	50.80	48.26
87834-4041	40	48.26	58.42	55.88
87834-4441	44	53.34	63.50	60.96
87834-5041	50	60.96	71.12	68.58
87834-5641	56	68.58	78.74	76.20
87834-6041	60	73.66	83.82	81.28
87834-6441	64	78.74	88.90	86.36
87834-7241	72	88.90	99.06	96.52

PART NUMBER LEGEND

87834 - **41
CKT SIZES

NOTES :

- MATERIAL :
HOUSING : NYLON (PA), UL94V-0, COLOR: NATURAL,
PIN : COPPER ALLOY.
- PIN PUSHOUT FORCE 0.91 KG MIN.
- PRODUCT SPECIFICATION PS-70246-100 APPLIES.
- WAFER TO BE FLAT WITHIN 0.03MM/CM
- DIMENSIONS FOR PLATING LOCATIONS : A - MEASURE POINT FOR THICKNESS.
B - MINIMUM COVERAGE.
- GOLD END OF PIN UNLESS OVERALL PLATED.
- FINISH :
0.13um MIN. GOLD FLASH OVER 1.02um MIN PD/Ni
IN SELECTED AREA AND 2.5um MIN. TIN IN SELECTED AREA OVER 1.27um NICKEL OVERALL.
- FOR ILLUSTRATION PURPOSE A 10 CKT IS SHOWN.
- OPTIONAL LOCATION FOR MANUFACTURER/YEAR/DAY MARKING IF REQUIRED BY CUSTOMER



OBS P/N EC NO: S2007-0257 DRWN:SKANG CHKD:MLONG APPR:SKTOH	2006/09/15	DESCRIPTION REV
	2006/09/15	
	2006/09/19	

QUALITY SYMBOLS	▽=0 ▽=0
-----------------	------------

GENERAL TOLERANCES (UNLESS SPECIFIED)	
	UNLESS SPECIFIED
	mm INCH
4 PLACES	± --- ± ---
3 PLACES	± --- ± ---
2 PLACES	± 0.20 ± ---
1 PLACE	± --- ± ---
ANGULAR ± 3 °	
DRAFT WHERE APPLICABLE MUST REMAIN WITHIN DIMENSIONS	

DIMENSION STYLE	
MM ONLY	
DRAWN BY	DATE
RSHAN	2003/11/20
CHECKED BY	DATE
KCLING	2003/12/05
APPROVED BY	DATE
SKTOH	2003/12/06
MATERIAL NO.	DOCUMENT NO.
SEE TABLE	SD-87834-023

SCALE	DESIGN UNITS	THIRD ANGLE PROJECTION
NTS	METRIC	
C-GRID, SHROUDED WAFER SLOTTED W/O END WINDOW & PEGS		
MOLEX INCORPORATED		
SHEET NO.		1 OF 1
THIS DRAWING CONTAINS INFORMATION THAT IS PROPRIETARY TO MOLEX INCORPORATED AND SHOULD NOT BE USED WITHOUT WRITTEN PERMISSION		