

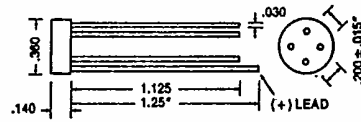
BRIDGE RECTIFIERS

V _{RRM} (V) \ CURRENT (A)	1.5	2.0	3.0	4.0	6.0	8.0
50	RB-151	BR-805D	BR-305	RS-401	BR-605	MB-805
100	RB-152	BR-81D	BR-31	RS-402	BR-61	MB-81
200	RB-153	BR-82D	BR-32	RS-403	BR-62	MB-82
400	RB-154	BR-84D	BR-34	RS-404	BR-64	MB-84
600	RB-155	BR-86D	BR-36	RS-405	BR-66	MB-86
800	RB-156	BR-88D	BR-38	RS-406	BR-68	--
1,000	--	BR-810D	BR-310	RS-407	BR-610	--
Package Type	dual-in-line	single-in-line	dual-in-line	single-in-line	dual-in-line	dual-in-line
Package Outline	A	D	B	E	C	C

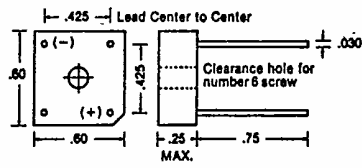
V _{RRM} (V) \ CURRENT (A)	10.0	15.0	15.0	25.0	25.0	35.0	35.0
50	MB-1005	BR-1505	CT-1505	BR-2505	CT-2505	BR-3505	CT-3505
100	MB-101	BR-151	CT-151	BR-251	CT-251	BR-351	CT-351
200	MB-102	BR-152	CT-152	BR-252	CT-252	BR-352	CT-352
400	MB-104	BR-154	CT-154	BR-254	CT-254	BR-354	CT-354
600	MB-106	BR-156	CT-156	BR-256	CT-256	BR-356	CT-356
800	--	--	--	--	--	--	--
1,000	--	--	--	--	--	--	--
Package Type	dual-in-line	dual-in-line	center tap	dual-in-line	center tap	dual-in-line	center tap
Package Outline	C	F	G	F	G	F	G

PACKAGE OUTLINES

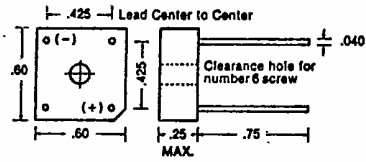
A



B

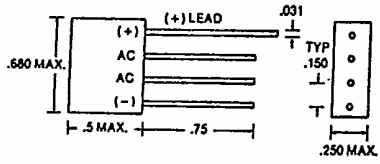


C

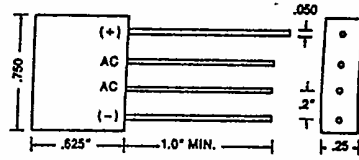


PACKAGE OUTLINES

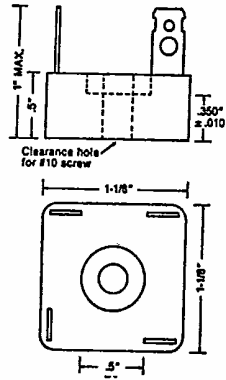
D



E



F



G

