


# CTCR43F Series

From 1.0  $\mu\text{H}$  to 68  $\mu\text{H}$

## SPECIFICATIONS

Parts are only available in  $\pm 20\%$  inductance tolerance.



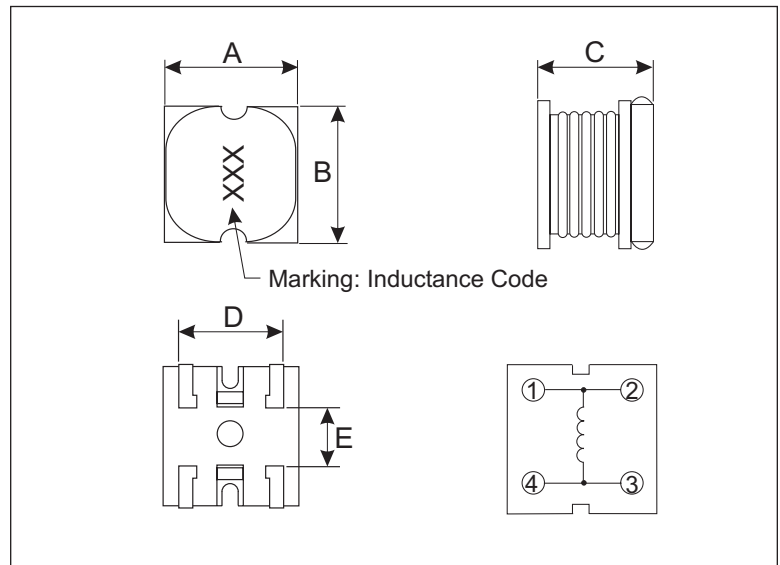
Part Number	Inductance ( $\mu\text{H}$ )	L Test Freq. (MHz)	DCR Max. (m $\Omega$ )	Rated DC (A)
CTCR43F-1R0M	1.0	7.96	48.7	2.56
CTCR43F-1R4M	1.4	7.96	56.2	2.52
CTCR43F-1R8M	1.8	7.96	63.7	1.95
CTCR43F-2R2M	2.2	7.96	71.2	1.75
CTCR43F-2R7M	2.7	7.96	78.7	1.58
CTCR43F-3R3M	3.3	7.96	86.2	1.44
CTCR43F-3R9M	3.9	7.96	93.7	1.33
CTCR43F-4R7M	4.7	7.96	108.7	1.15
CTCR43F-5R6M	5.6	7.96	125.7	0.99
CTCR43F-6R8M	6.8	7.96	131.2	0.95
CTCR43F-8R2M	8.2	7.96	146.2	0.84
CTCR43F-100M	10	2.52	182	1.04
CTCR43F-120M	12	2.52	210	0.97
CTCR43F-150M	15	2.52	235	0.85
CTCR43F-180M	18	2.52	338	0.74
CTCR43F-220M	22	2.52	378	0.68
CTCR43F-270M	27	2.52	522	0.62
CTCR43F-330M	33	2.52	540	0.56
CTCR43F-390M	39	2.52	587	0.52
CTCR43F-470M	47	2.52	844	0.44
CTCR43F-560M	56	2.52	937	0.42
CTCR43F-680M	68	2.52	1117	0.37

## CHARACTERISTICS

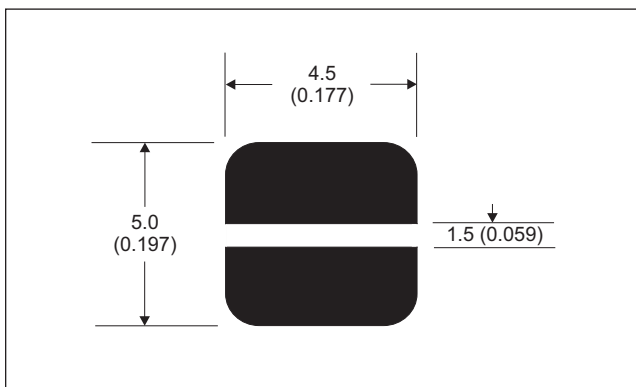
- Description:** SMD power inductor
- Applications:** VTR power supplies, OA equipment, LCD televisions, PC notebooks, portable communication equipment, DC/DC converters
- Operating Temperature:**  $-40^{\circ}\text{C}$  to  $+100^{\circ}\text{C}$
- Inductance Tolerance:**  $\pm 20\%$
- Testing:** Inductance is tested on an HP4284A or HP4285A at specified frequency
- Packaging:** Tape & Reel
- Marking:** Marked with inductance code
- Rated DC:** This indicates the value of current when the inductance is 10% lower than its initial value at D.C. superimposition or D.C. current when at  $\Delta T=40^{\circ}\text{C}$ , whichever is lower.
- Miscellaneous:** RoHS Compliant.
- Additional Information:** Additional electrical & physical information available upon request
- Samples available. See website for ordering information.**

## PHYSICAL DIMENSIONS

Size	A Max.	B Max.	C Max.	D	E
mm	4.3	4.8	3.5	3.4	2.1
inches	0.169	0.189	0.138	0.134	0.083



## RECOMMENDED LAND PATTERN



06.11.08