

STAC9766/67

Two Channel AC'97 Codecs with
Headphone Drive and SPDIF Output

OVERVIEW

Stereo AC'97 codecs with headphone drive and SPDIF outputs.

FEATURES

- Full duplex stereo 18-bit ADCs and 20-bit DACs
- AC'97 Rev 2.2-compliant
- High performance $\Sigma\Delta$ technology
- SPDIF output
- Crystal elimination circuit
- Headphone amplifier
- Independent sample rates for ADC & DACs (hardware SRCs)
- 20 or 30 dB microphone boost capability
- 103 dB SNR LINE-LINE
- 5-Wire AC-Link protocol compliance
- Digital-Ready architecture
- General purpose I/O
- +3.3V (STAC9767) and +5V (STAC9766) analog power supply options
- Pin compatible with the STAC9700/21/44
- SigmaTel Surround (SS3D) Stereo Enhancement
- Energy saving dynamic power modes

DESCRIPTION

SigmaTel's STAC9766/67 are general purpose 18-bit ADCs and 20-bit DACs, full duplex, audio codecs conforming to the analog component specification of AC'97 (Audio Codec 97 Component Specification Rev. 2.2). The STAC9766/67 incorporate SigmaTel's proprietary $\Sigma\Delta$ technology to achieve a DAC SNR in excess of 95 dB. The DACs, ADCs, and mixer are integrated with analog I/Os, which include four analog line-level stereo inputs, two analog line-level mono inputs, two stereo outputs, and one mono output channel. The STAC9766/67 include digital input/output capability for support of modern PC systems with an output that supports the SPDIF format. The STAC9766/67 is a standard 2-channel stereo codec. With SigmaTel's headphone drive capability, headphones can be driven with no external amplifier. The STAC9766/67 may be used as a secondary codec, with the STAC9700/21/44/56/08/84 as the primary, in a multiple codec configuration conforming to the AC'97 Rev. 2.2 specification. This configuration can provide true six-channel, AC-3 playback required for DVD applications. The STAC9766/67 communicates via the five-wire AC-Link to any digital component of AC'97 providing flexibility in the audio system design. Packaged in an AC'97 compliant 48-pin TQFP, the STAC9766/67 can be placed on the motherboard, daughter boards, PCI, AMR, CNR, or ACR cards.

**Not Recommended for New Designs.
Please use the STAC9766/67 CC1 and
beyond. Documentation available at
www.sigmatel.com.**



ORDERING INFORMATION

Part Number	Package	Temp Range	Supply Range
STAC9766T	48-pin TQFP 7mm x 7mm x 1.4mm	0° C to +70° C	DVdd = 3.3V, AVdd = 5.0V
STAC9767T	48-pin TQFP 7mm x 7mm x 1.4mm	0° C to +70° C	DVdd = 3.3V, AVdd = 3.3V

Not Recommended for New Designs.

STAC9766/67**Two Channel AC'97 Codecs with Headphone Drive and SPDIF Output****DESCRIPTION (CONTINUED)**

The STAC9766/67 block diagram is illustrated on page 3. It provides variable sample rate Digital-to-Analog (DA) and Analog-to-Digital (AD) conversion, mixing, and analog processing. Supported audio sample rates include 48 kHz, 44.1 kHz, 32 kHz, 22.05 kHz, 16 kHz, 11.025 kHz, and 8 kHz; additional rates are supported in the STAC9766/67 soft audio drivers. The digital interface communicates with the AC'97 controller via the five-wire AC-Link and contains the 64-word by 16-bit registers. The two DACs convert the digital stereo PCM-out content to audio. The MIXER block combines the PCM_OUT with any analog sources, to drive the LINE_OUT and HP_OUT outputs. The MONO_OUT delivers either mic only, or a mono mix of sources from the MIXER. The stereo variable sample rate ADC's provide record capability for any mix of mono or stereo sources, and deliver a digital stereo PCM-in signal back to the AC-Link. The microphone input and mono input can be recorded simultaneously, thus allowing for an all digital output in support of the digital ready initiative. All ADC's operate at 18-bit resolution and DAC's at 20-bit resolution. For a digital ready record path, the microphone is connected to the left channel ADC while the mono output of the stereo mixer is connected to right channel ADC. Make sure the microphone input is not connected to the stereo mixer when in this mode.

The STAC9766/67 supports General Purpose Input/Output (GPIO), as well as SPDIF output. These digital I/O options provide for a number of advance architectural implementations, with volume controls and digital mixing capabilities built directly into the codec.

The STAC9766/67 is designed primarily to support stereo (2-speaker) audio. True AC-3 playback can be achieved for 6-speaker applications by taking advantage of the multi-codec option available in the STAC9766/67 to support multiple codecs in an AC'97 architecture. Additionally, the STAC9766/67 provides for a stereo enhancement feature, SigmaTel Surround 3D (SS3D). SS3D provides the listener with several options for improved speaker separation beyond the normal 2/4-speaker arrangements.

Together with the logic component (controller or advanced core logic chip-set) of AC'97, STAC9766/67 can be SoundBlaster® and Windows Sound System® compatible with SigmaTel's WDM driver for WIN 98/2K/ME/XP. SoundBlaster is a registered trademark of Creative Labs. Windows is a registered trademark of Microsoft Corporation.

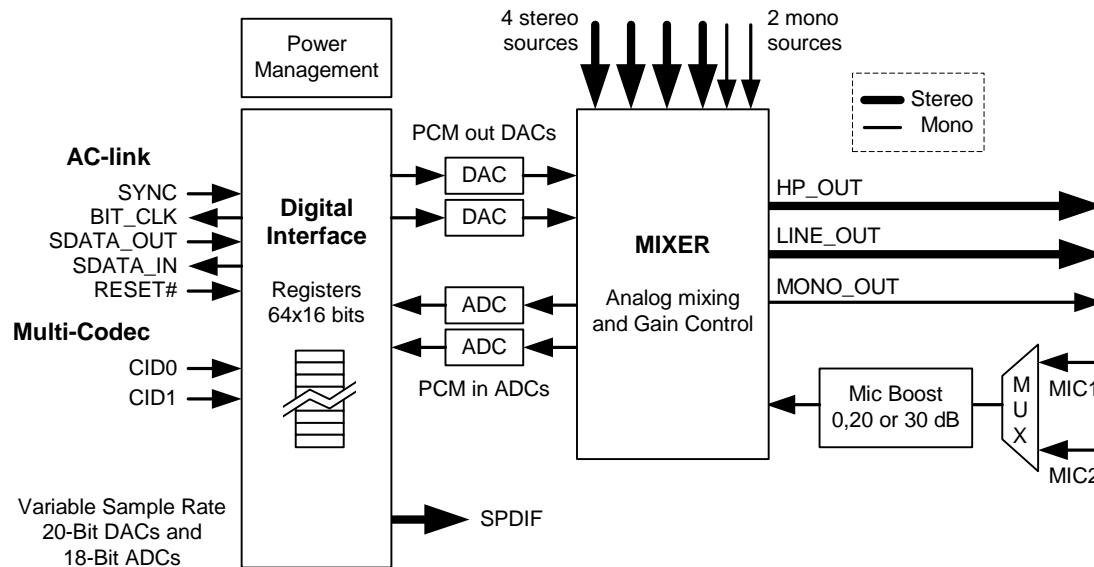
Copyright © 2001 SigmaTel, Inc. All rights reserved.

All contents of this document are protected by copyright law and may not be reproduced without the express written consent of SigmaTel, Inc.

SigmaTel, the SigmaTel logo, and combinations thereof are trademarks of SigmaTel, Inc. Other product names used in this publication are for identification purposes only and may be trademarks or registered trademarks of their respective companies. The contents of this document are provided in connection with SigmaTel, Inc. products. SigmaTel, Inc. has made best efforts to ensure that the information contained herein is accurate and reliable. However, SigmaTel, Inc. makes no warranties, express or implied, as to the accuracy or completeness of the contents of this publication and is providing this publication "AS IS". SigmaTel, Inc. reserves the right to make changes to specifications and product descriptions at any time without notice, and to discontinue or make changes to its products at any time without notice. SigmaTel, Inc. does not assume any liability arising out of the application or use of any product or circuit, and specifically disclaims any and all liability, including without limitation special, consequential, or incidental damages.



STAC9766/67 BLOCK DIAGRAM



KEY SPECIFICATIONS

- Analog LINE_OUT SNR: 103 dB
- Digital DAC SNR: 97 dB
- Digital ADC SNR: 85 dB
- Full-scale Total Harmonic Distortion: 0.002%
- Crosstalk between Input Channels: -70 dB
- Spurious Tone Rejection: 100 dB

RELATED MATERIALS

- Data Sheet
- Reference Designs for MB, CNR, ACR and PCI applications
- Audio Precision Performance Plots

STAC9766/67

Two Channel AC'97 Codecs with Headphone Drive and SPDIF Output



STAC9766/67 MIXER

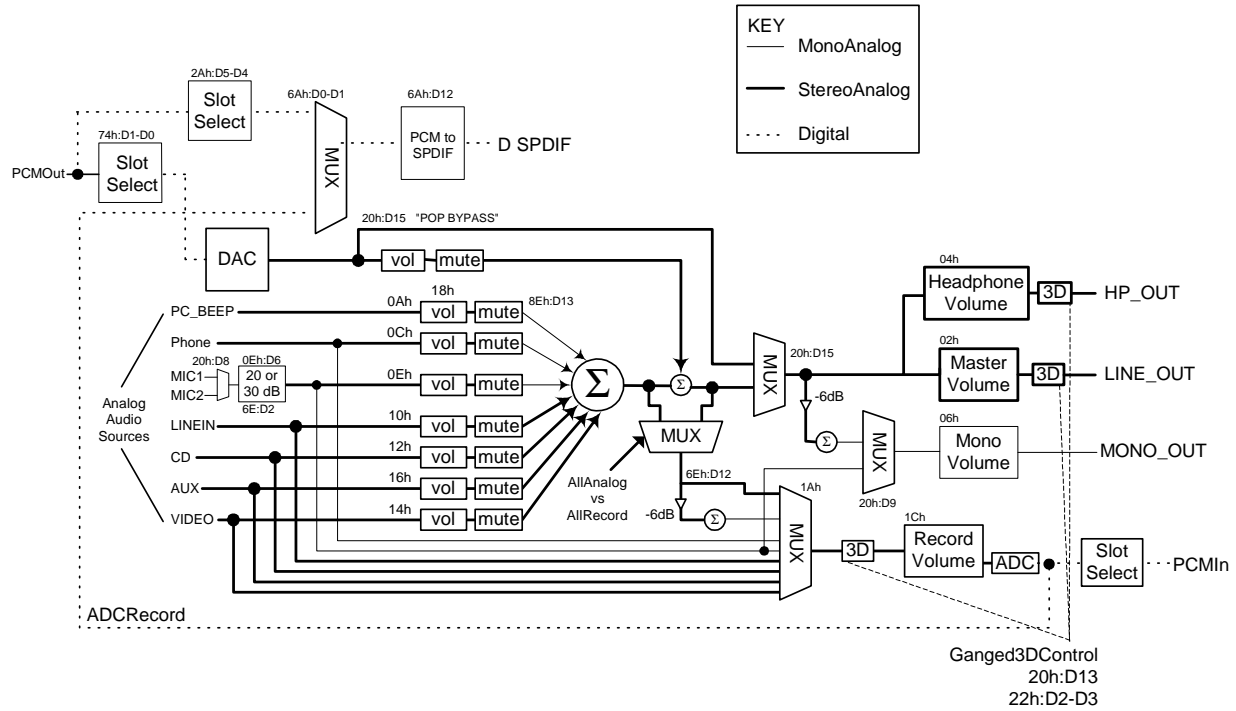


Figure 1. STAC9766 2-Channel Mixer Functional Diagram

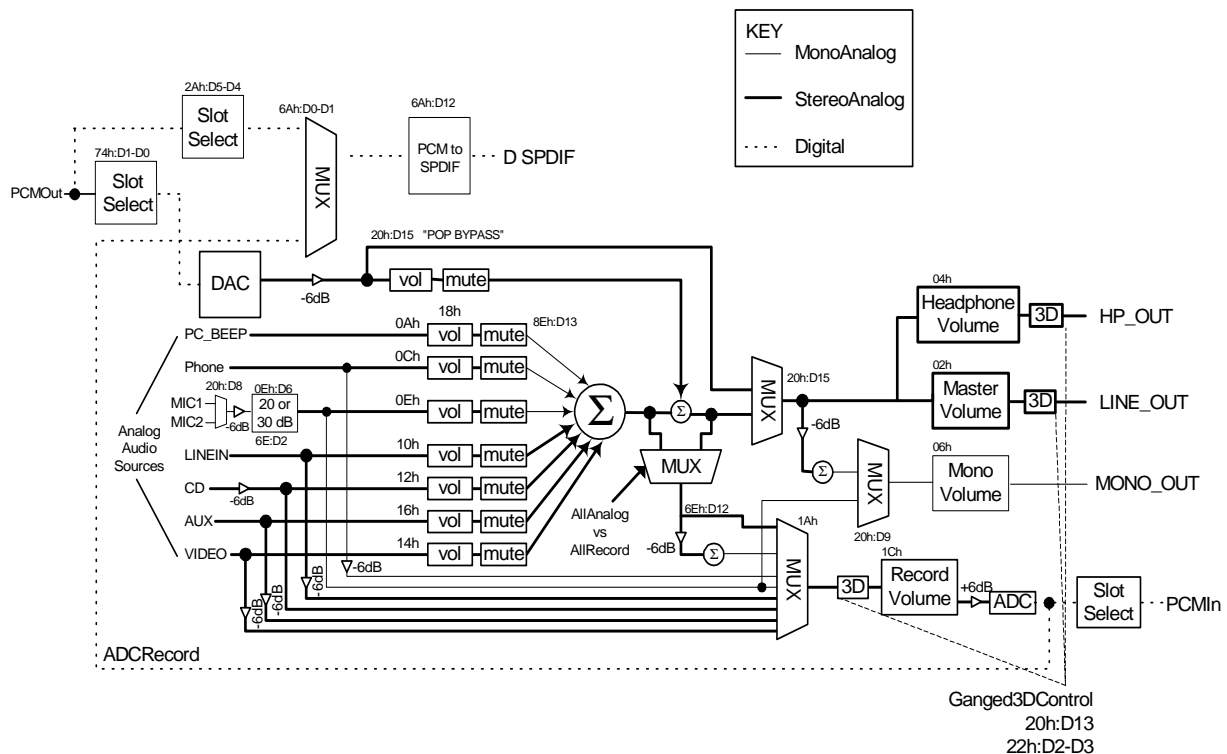


Figure 2. STAC9767 2-Channel Mixer Functional Diagram



PIN DESCRIPTION

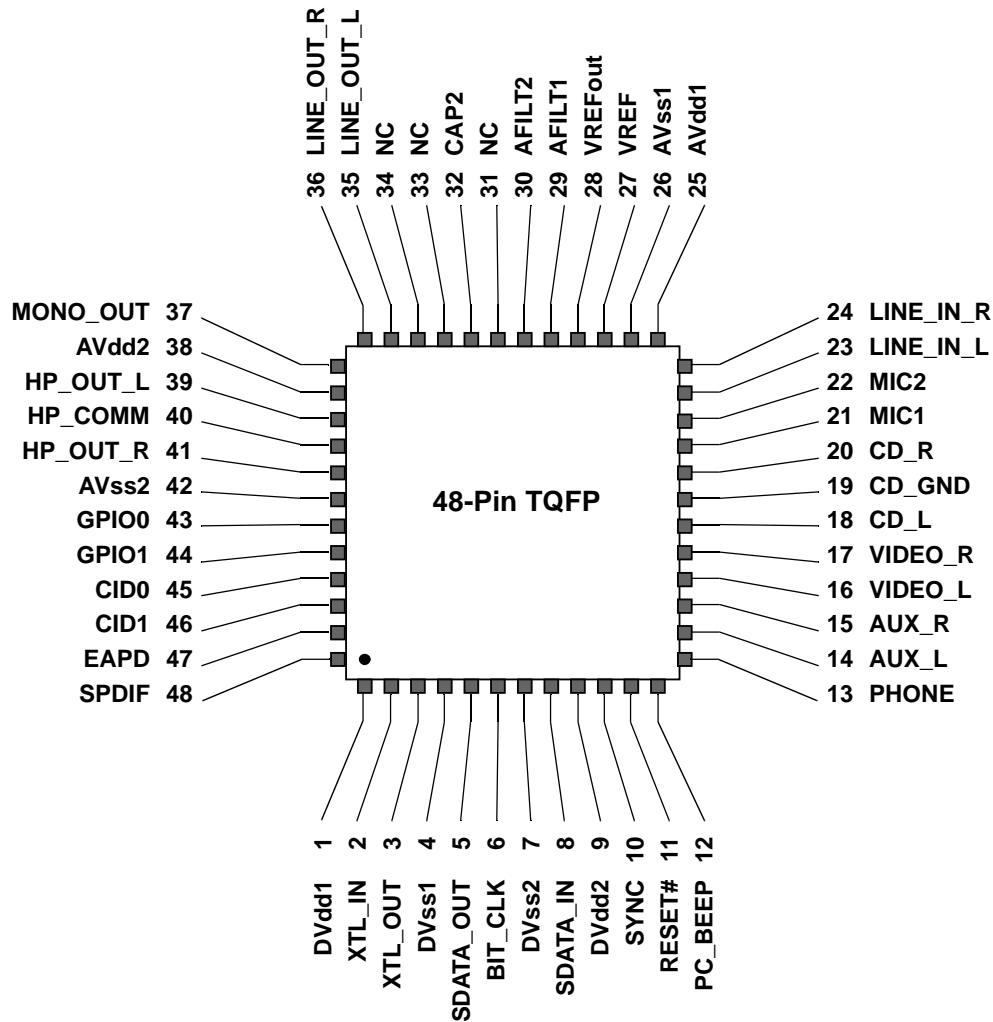


Figure 3. STAC9766/67 Pin Description Drawing

ADDITIONAL SUPPORT

Additional product and company information can be obtained by going to the SigmaTel website at:
www.sigmatel.com