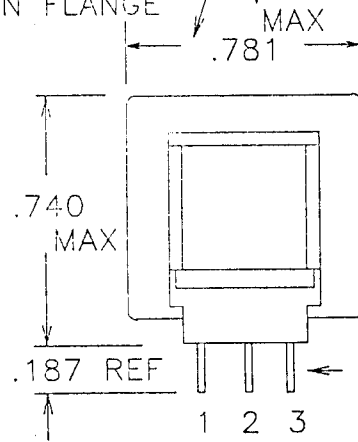
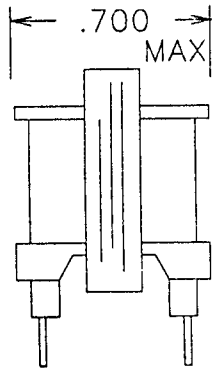


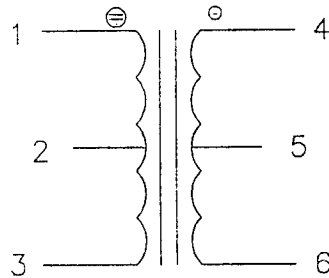
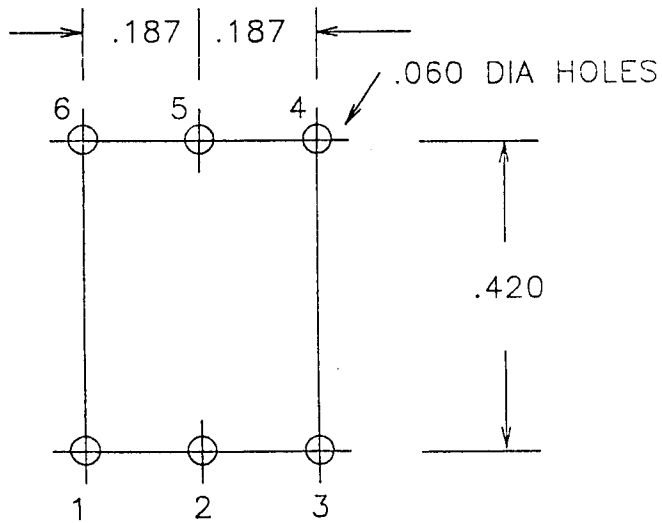
TOLERANCE UNLESS SPECIFIED = .XXX = +/- .005 .XX = +/- .015 FRACTIONS = +/- .032

TY-144P.DC2

DOT ABOVE #1 PIN ON BOBBIN FLANGE
 "TY-144P" TO READ TOWARD 1,2,3, SIDE. ON TOP OF CORE.



PINS .018 X .041 REF



PRODUCTION TESTS

URNS RATIO = 100%

DC RESISTANCE IN OHMS	1-3 = 1180
	4-6 = 1600

APPLY = 5V, 200 HZ, 1-3

INDUCTANCE: 32 HY, MINIMUM

HIPOT = 1500V PRI TO SEC & CORE
 1500V SEC TO CORE

CONTINUITY = 100%

IMPREGNATION NOTES = PREHEAT 2 HRS
 PINS TO BE FREE OF IMPREGNATION

FINAL ASSEMBLY NOTES

MagneTek

METHOD 1 X 1

MARKING "TY-144P" ON TOP OF CORE
 DATE & SITE CODE ON SIDE OF CORE

PART NO. TY-144P