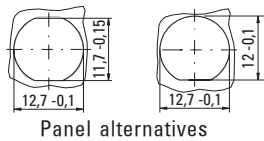


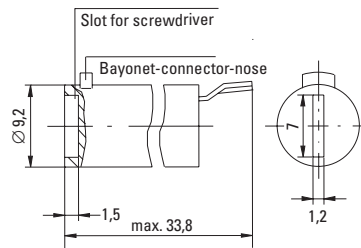
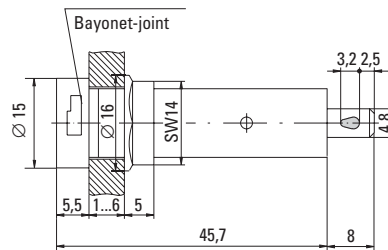
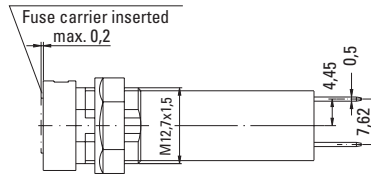
## Holder / No. 800 01 Panel Mount, Shocksafe 6.3x32mm Fuses



## Cap / No. 816



For 6.3x32mm Fuses



## Specifications

**Standard**  
IEC 60127-6  
UL 512

### Approvals

VDE: License No. 123336  
SEMKO: Certificate No. 9850284  
UL Recognized: File No. E 70164



### Mounting

12.7mm diameter D-hole or double D-hole  
Admissible torque on plastic hex nut is 1.2Nm

### Terminals

Solderable or 4.8mm quick connect-fits 0.5mm tab

### Protection Class & Category

IP 40 (IEC 60529)  
PC2 (IEC 60127-6)

### Materials

Holder/Cap: Black Thermoplastic  
Polyamide PA 6.6, UL94 V-0  
Metal Parts: Copper alloy,  
corrosion protected  
Terminals: Solderable, tinned

### Electrical Data (23°C)

Rated Voltage: 500V  
Rated Current: 10A (800+816 - VDE/SEMKO)  
16A (UL/CSA)  
Rated Power : 2.5W (VDE/SEMKO)

### Operating Temperature

-25°C to +70°C (consider de-rating)

### Climatic Test

-25°C/+70°C/21 days (IEC 60068-2-1...3)

### Stock Conditions

+10°C to +60°C  
relative humidity ≤ 75% yearly average,  
without dew, maximum value for 30 days - 95%

### Vibration Resistance

24 cycles at 15 min. each (IEC 60068-2-6)  
10 - 60Hz at 0.75mm amplitude  
60 - 2000Hz at 10g acceleration

### Contact Resistance

≤ 5mΩ

### Dielectric Strength

> 1.5 kV

### Impulse Voltage

4 kV, 50 Hz, 1 min., dry

### Insulation Resistance

> 10<sup>3</sup> MΩ (500 VDC, 1 min.)

### Solderability

235°C, 3 sec. (Wave)  
350°C, 1 sec. (Manual)

### Soldering Heat Resistance

260°C, 5 sec. (IEC 60068-2-20)

### Minimum Cross Section

Conductor - 2.5mm<sup>2</sup>

### Marking

800 01, 500V, Approvals

### Unit Weight

4.7g (Holder) / 2.5g (Cap)



## Order Information

### Packaging

Bulk (100 pcs.)

### Order Numbers

Holder No. 800 0000 010  
Cap, 6.3x32mm No. 816 0000 000

Note: 1.00 means the number one with two decimal places. 1,000 means the number one thousand.