

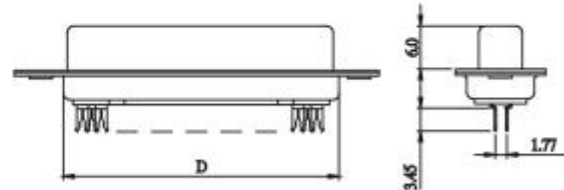
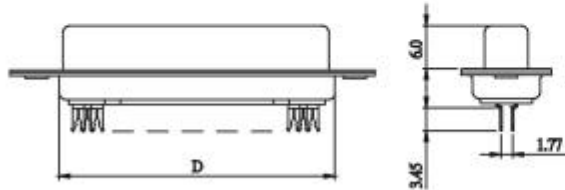
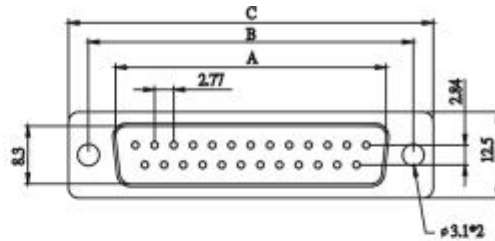
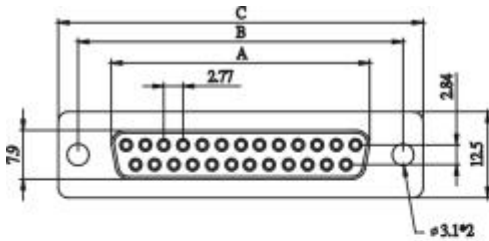
E17

D - SUB IDCB FOR ROUND CABLE



POSITION	A	B	C	D
9F	16.30	25.00	30.8	19.2
15F	24.60	33.30	39.2	27.7
25F	38.30	47.10	53.1	41.1

POSITION	A	B	C	D
9M	16.92	25.00	30.8	19.2
25M	38.96	47.10	53.1	41.1



FEMALE



MALE



HOW TO ORDER:

E17 - - - - - - -

1.NO. OF CONTACT	2.CONTACT TYPE	3.CONTACT PLATING	4.SHELL PLATING
09 15 25	M: MALE F: FEMALE	T: TIN PLATED S: SELECTIVE G: GOLD FLASH A: 5 μ " INCH GOLD B: 10 μ " INCH GOLD C: 15 μ " INCH GOLD D: 30 μ " INCH GOLD	T: TIN N: NICKEL P: TIN + DIMPLE Q: NICKEL + DIMPLE Z: ZINC (CHROMATIC)
5.MOUNTING METHOD	6.ACCESSORIES	7.INSULATOR COLOR	
A: THROUGH HOLE B: HEX SCREW + HEX NUT C: 3.8mm OPEN HEX RIVET D: 5.8mm OPEN HEX RIVET E: 4.8mm CLOSE HEX RIVET F: 5.8mm CLOSE HEX RIVET G: 5.8mm CLOSE ROUND RIVET H: 7.1mm ROUND THREAD RIVET	I: 5.8mm BOARDLOCK RIVET J: 10mm BOARDLOCK RIVET K: 2.5mm OPEN HEX RIVET	A: NON ACCESSORIES B: FRONT RIVET C: FRONT RIVET ADD SCREW D: FRONT RIVET FIX SCREW E: REAR RIVET F: REAR RIVET ADD SCREW G: REAR RIVET FIX SCREW	
		1. BLACK 3. BLUE 5. WHITE	