

TLG2218, TLG4213, TLG2168, TLG4163

GREEN COLOR 4 DIGITS LED DISPLAY

- Clock display for multiplex drive operation and available both polarity common anode or common cathode.
- 15 mm (0.6") Character Height, each segment represents diffused and uniform display with milk white filter color.
- Practical Brightness are obtained at about 50 mA with 1/6 of duty ratio.
- Arrow edge Shape of each segment represents not Mosaic but Look Like Arabic Numerals.
- Selectable Both Type 12 or 24 Hours of Display.

TYPE NO. VS. DISPLAY FONT

COMMON ANODE	COMMON CATHODE	FULLY DISPLAY FONT
TLG2218	TLG2168	• 10:00.
TLG4213	TLG4163	• 00:00.

Refer to page 263 for the figure.

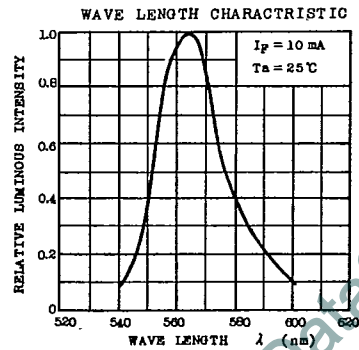
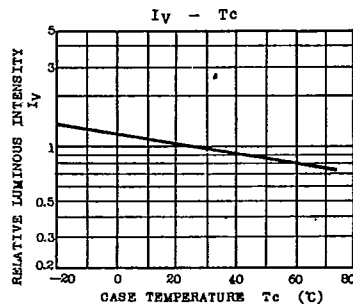
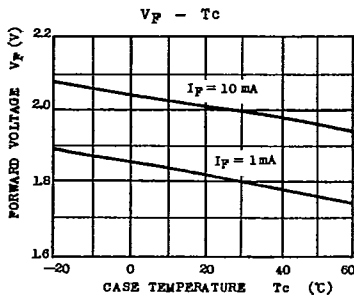
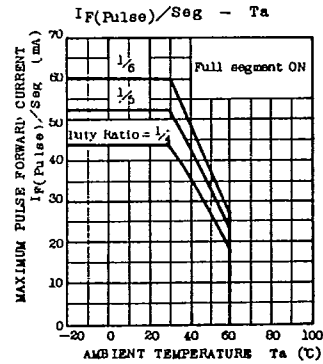
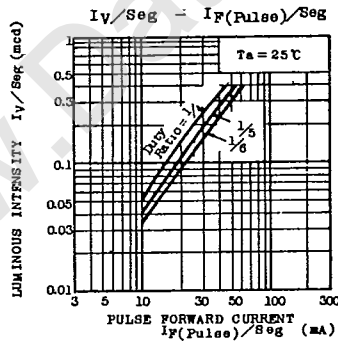
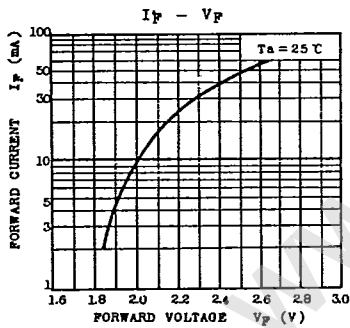
MAXIMUM RATINGS (Ta = 25 °C)

CHARACTERISTIC	SYMBOL	RATING	UNIT
Pulse Forward Current/Seg. (Note 1)	$I_F(\text{Pulse})/\text{Seg}$	60	mA
Reverse Voltage	V_R	3	V
Storage Temperature Range	T_{STG}	-20~75	°C
Operating Temperature Range	T_{OPK}	-20~60	°C
Soldering Temperature (Note 2)	T_{SOLDER}	260	°C

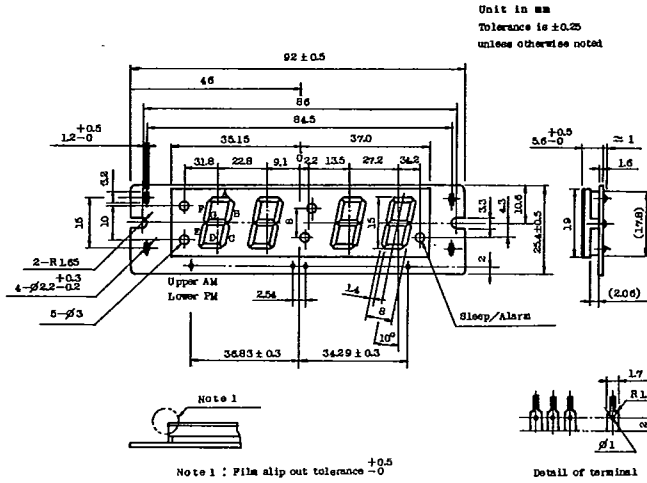
Note 1: Duty ratio = 1/6
 2: Within 3 second at 2 mm from the reflector edge.

ELECTRICAL-OPTICAL CHARACTERISTICS (Ta = 25 °C)

CHARACTERISTIC	SYMBOL	TEST CONDITION	MIN.	TYP.	MAX.	UNIT
Forward Voltage	V_F	$I_F=50\text{mA}$	1.9	2.45	3.35	V
Reverse Current	I_R	$V_R=3\text{V}$	-	-	5	µA
Luminous Intensity/Seg.	I_V/Seg	$I_F=50\text{mA}$, Duty Ratio=1/6	0.16	0.30	-	mcad
Luminous Intensity Matching Ratio	I_V-M	$I_F=50\text{mA}$, Duty Ratio=1/6	-	-	2.5	-
Peak Emission Wave Length	λ_P	$I_F=10\text{mA}$	-	565	-	nm
Spectral Half Line Width	$\Delta\lambda$	$I_F=10\text{mA}$	-	25	-	nm



PHYSICAL DIMENSIONS



TERMINAL CONNECTION

TERMINAL #	CONNECTION	TERMINAL #	CONNECTION
1	AM, PM Common	11 ~ 21	N.C
2	AM		
3	PM	22	G Segment
4	A Segment	23	10's Minute Common
5	Unit Hour Common	24	Unit Minute Common
6	10's Hour Common	25	G Segment
7	E Segment	26	B Segment
8	D Segment	27	F Segment
9	Colons Common	28	Sleep/Alarm Common
10	Colons	29	Sleep/Alarm

