

## NINGBO TIANBO GANGLIAN ELECTRONICS OC., LTD

HJR4102  
SPECIFICATION

FILE NUMBER: T810S-T002A

DATE: 2004/06/25

## ■ CONTACT DATA

Contact Form	1A,1C
Contact Material	Silver Alloy
Contact Ratings	3A 120VAC/24VDC
Max Switching Voltage	240VAC/60VDC
Max Switching Current	5A
Max Switching Power	360VA/90W
Contact Resistance	100m $\Omega$ Maxat 6VDC 1A
Life Expectancy Electrical	100, 000Operations(at30Operations/minute)
Mechanical	10, 000, 000Operations

## ■ GENERAL DATA

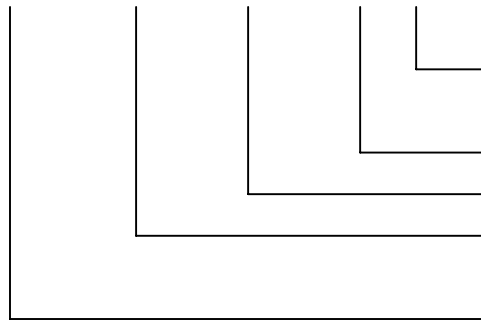
Insulation Resistance	100M $\Omega$ Min at 500VDC	
Dielectric Strength Between Open Contacts	500VAC(for one minute)	
Between Contacts and coil	1000VAC(for one minute)	
Operate Time	5ms	
Release Time	5ms	
Temperature Range	-30°C to +70°C	
Shock Resistance	Operating Extremes	10G
	Damage Limits	50G
Vibration Resistance	10-55Hz, 1.5mm	
Humidity	40-85%	
Weight	Approx. 3.5g	
Safety Standard	UL E173485	

## ■ COIL DATA

Nominal Voltage (VDC)	Coil Resistance at 20°C $\pm$ 10% ( $\Omega$ )			Max Operate Voltage VDC	Min Release Voltage VDC	Max Applicable Voltage VDC
	0.2W	0.36W	0.45W			
3	45	25	20	2.25	0.3	3.9
5	125	70	56	3.75	0.5	6.5
6	180	100	80	4.5	0.6	7.8
9	405	220	180	6.75	0.9	11.7
12	720	400	320	9	1.2	15.6
24	2800	1600	1280	18	2.4	31.2
48		5650 $\pm$ 15%	4520 $\pm$ 15%	36	4.8	62.4

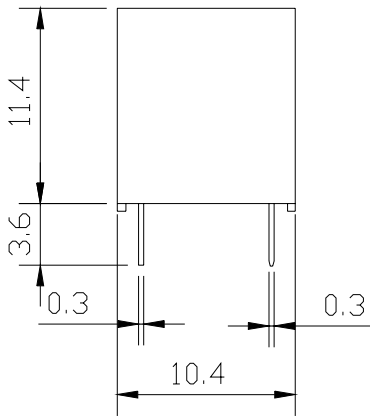
## ORDERING CODE

HJR4102 D—12VDC—S—Z

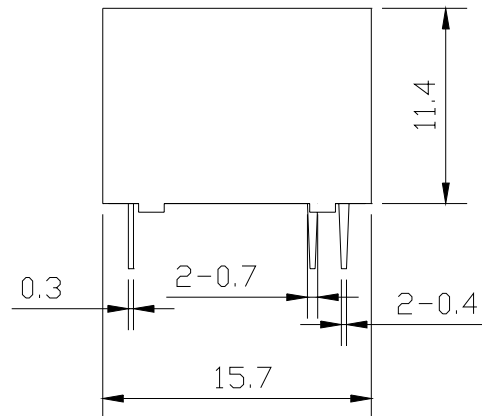


Z Form C  
 H Form A  
 Sealed  
 Coil Nominal Voltage  
 D=0.36W Coil Power  
 L=0.2W N=0.45W  
 Relay Model

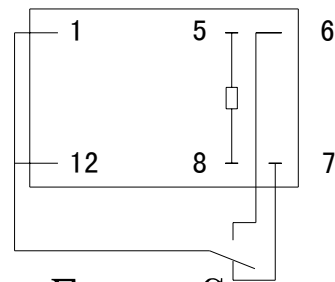
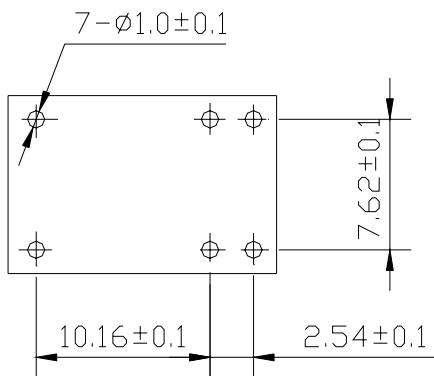
## OVERALL AND MOUNTING DIMENSIONS



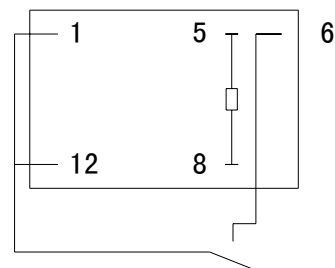
安装图



接线图



Form C



Form A