


## Single Value Chip Resistor



Thin film resistors are often an excellent solution for analog design problems where space is limited and high packing density is required. Due to their Tantalum Nitride resistive layer these resistors are stable 0.07 % (2000 hours, rated power at 70 °C) and moisture resistant.

### FEATURES

- Small size 20 mil square
- Resistance range 10 Ω to 1 MΩ
- Resistor material: self-passivating Tantalum nitride
- Silicon substrate for good power dissipation
- Low cost

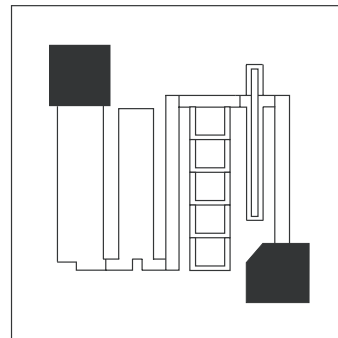


**RoHS**  
COMPLIANT

### TYPICAL PERFORMANCE

	ABS
TCR	100 ppm/°C
TOL	0.5 %

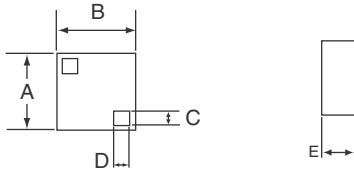
### SCHEMATIC AND PATTERN



STANDARD ELECTRICAL SPECIFICATIONS		
TEST	SPECIFICATIONS	CONDITIONS
MATERIAL	TANTALUM NITRIDE	
Resistance Range	10 Ω to 1 MΩ	
Absolute TCR	± 100 ppm/°C (± 50 ppm/°C on request)	- 55 °C to + 155 °C
Absolute Tolerance	± 0.5 %, ± 1 %, ± 2 %	
Power Dissipation	100 mW at 25 °C, 50 mW at + 70 °C, 25 mW at + 125 °C	
Stability	± 0.07 % typical, ± 0.1 Max.	2000 hrs. at + 70 °C at Pn
Voltage Coefficient	< 0.1 ppm/Volt	
Working Voltage	50 Volts DC	
Operating Temperature Range	- 55 °C to + 155 °C	
Storage Temperature Range	- 55 °C to + 155 °C	
Noise	< - 35 dB typical	MIL-STD-202 Method 308
Thermal EMF	< 0.01 μV/°C	
Shelf Life Stability	100 ppm	1 year at + 25 °C



**DIMENSIONS** in inches and millimeters



DIMENSION	INCHES	MILLIMETERS
A	0.021 ± 0.002	0.55 ± 0.10
B	0.021 ± 0.002	0.55 ± 0.10
C	0.004	0.10
D	0.004	0.10
E	0.015	0.40 Max.

MECHANICAL SPECIFICATIONS	
Resistive Element	Tantalum Nitride
Passivation	Tantalum Pentoxide (Autopassivation)
Substrate Material	Standard Silicon
Bonding Pads	Aluminum

**GLOBAL PART NUMBER INFORMATION**

New Global Part Numbering: TA22-100KD0016 (preferred part number format)

T	A	2	2	-	1	0	0	K	D	0	0	1	6
GLOBAL MODEL				VALUE			TOLERANCE			OPTION			
				Decimal R, K or M			D = ± 0.5 % F = ± 1.0 % G = ± 2.0 %			leave blank if no option			

Historical Part Number example: TA22 10K 0.5 % R0016 (will continue to be accepted)

TA22	10K	0.5 %	R0016
HISTORICAL MODEL	VALUE	TOLERANCE	OPTION



---

**Notice**

Specifications of the products displayed herein are subject to change without notice. Vishay Intertechnology, Inc., or anyone on its behalf, assumes no responsibility or liability for any errors or inaccuracies.

Information contained herein is intended to provide a product description only. No license, express or implied, by estoppel or otherwise, to any intellectual property rights is granted by this document. Except as provided in Vishay's terms and conditions of sale for such products, Vishay assumes no liability whatsoever, and disclaims any express or implied warranty, relating to sale and/or use of Vishay products including liability or warranties relating to fitness for a particular purpose, merchantability, or infringement of any patent, copyright, or other intellectual property right.

The products shown herein are not designed for use in medical, life-saving, or life-sustaining applications. Customers using or selling these products for use in such applications do so at their own risk and agree to fully indemnify Vishay for any damages resulting from such improper use or sale.