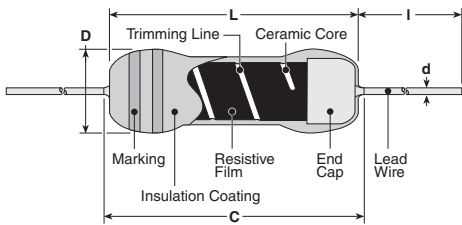




### features

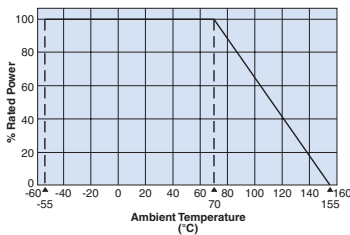
- Semi-precision metal film resistors
- The discharge path resistor is recognized by UL 1676 and c-UL (CAS-C22.2 No.1-M94). (File No. E159326) (RK only)
- Meets requirements of MIL-R-22684
- Suitable for automatic machine insertion
- MFS two times the power rating of the standard body type
- Marking: Blue-gray body color with color-coded bands
- Products with lead-free terminations meet EU RoHS and China RoHS requirements

### dimensions and construction

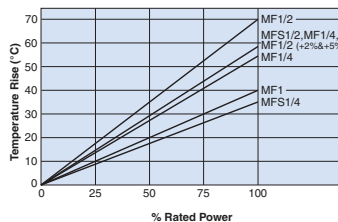


Type	Dimensions inches (mm)				
	L (ref.)	C (max.)	D	d (nom.)	I
MFS1/4	.126±.008 (3.2±0.2)	.133 (3.4)	.066 <sup>+0.007</sup> / <sub>-.004</sub> (1.7 <sup>+0.2</sup> / <sub>-.1</sub> )	.018 (0.45)	1.18±.118 (30.0±3.0)
MF1/4	.248±.02 (6.3±0.5)	.280 (7.1)	.091±.012 (2.3±0.3)	.024 (0.6)	
MFS1/2	.248±.02 (6.3±0.5)	.280 (7.1)	.091±.012 (2.3±0.3)	.024 (0.6)	
MF1/2	.374±.04 (9.5±1.0)	.437 (11.1)	.138±.016 (3.5±0.4)	.024 (0.6)	1.50±.118 (38.0±3.0)
MF1	.610±.02 (15.5±0.5)	.721 (18.3)	.217±.02 (5.5±0.5)	.031 (0.8)	
RK1/4	.248±.02 (6.3±0.5)	.280 (7.1)	.091±.012 (2.3±0.3)	.024 (0.6)	
RK1/2	.374±.04 (9.5±1.0)	.437 (11.1)	.138±.016 (3.5±0.4)	.031 (0.8)	0.94 min. (24.0 min.)
RK1	.610±.04 (15.5±1.0)	.720 (18.3)	.217±.02 (5.5±0.5)	.031 (0.8)	1.50±.118 (38.0±3.0)

### Derating Curve



### Surface Temperature Rise



### ordering information

New Part #	MF	1/4	L	C	T52	R	R20	J
Type	MF	1/4: 0.25W MFS						
Power Rating		1/2: 0.50W 1: 1W						
T.C.R.			E: ±25 C: ±50 D: ±100 L: ±200 G: ±250 B: ±350					
Termination Material				C: SnCu				
Taping and Forming					1/4: T26, T52, VT, VTP, VTE, MT, M, U, M10, M25 1/2: T26, T52, VTP, VTE, M12.5, M15 1: T521			
Packaging						A: Ammo R: Reel		
Nominal Resistance							+2%: 2 significant figures + 1 multiplier +0.5%, +1%: 3 significant figures + 1 multiplier "R" indicates decimal on value <100Ω	
Tolerance								B: ±0.1% C: ±0.25% D: ±0.5% F: ±1% G: ±2% J: ±5%

For further information on packaging, please refer to Appendix C.

### applications and ratings

Part Designation	Power Rating @ 70°C	Minimum Dielectric Withstanding Voltage	T.C.R. (ppm/°C)	Resistance Range (Ω)						Absolute Maximum Working Voltage	Absolute Maximum Overload Voltage	Operating Temperature Range
				(B±0.1%) E-96	(C±0.25%) E-96	(D±0.5%) E-24 E-96	(F±1.0%) E-24 E-96	(G±2.0%) E-24	(J±5.0%) E-24			
MFS1/4C	0.25W	300V	C: ±50	—	—	49.9 - 562k	10 - 1M	—	—	250V	300V	-55°C to +155°C
MFS1/4D			D: ±100									
MFS1/4L			L: ±200									

Specifications given herein may be changed at any time without prior notice. Please confirm technical specifications before you order and/or use.

1/13/09

### applications and ratings

Part Designation	Power Rating @ 70°C	Minimum Dielectric Withstanding Voltage	T.C.R. (ppm/°C)	Resistance Range (Ω)						Absolute Maximum Working Voltage	Absolute Maximum Overload Voltage	Operating Temperature Range
				(B±0.1%) E-96	(C±0.25%) E-96	(D±0.5%) E-24 E-96	(F±1.0%) E-24 E-96	(G±2.0%) E-24	(J±5.0%) E-24			
MF1/4C	0.25W	500V	C: ±50	30.1 - 750K	30.1 - 1.0M	10 - 2.21M	10 - 2.21M	—	—	250V	500V	-55°C to +155°C
MF1/4D			D: ±100	24.3Ω - 750K	24.3 - 1.0M		1.0 - 3.01M					
MF1/4E			E: ±25	30.1 - 750K	30.1 - 1.0M	30.1 - 1.0M	30.1 - 1.0M					
MF1/4L			L: ±200	—	—	—	1.0 - 10					
MFS1/2C	0.50W	500V	C: ±50	—	—	10 - 1M	10 - 2.21M	10 - 2.2M	—	350V	700V	
MFS1/2D			D: ±100					2.2 - 2.2M				
MFS1/2L			L: ±200									
MF1/2C	0.50W	700V	C: ±50	47.5 - 1.0M	47.5 - 1.5M	10 - 5.05M	10 - 4.99M	—	—	350V	700V	
MF1/2D			D: ±100	—	—		10 - 5.11M					
MF1/2E			E: ±25	47.5 - 1.0M	47.5 - 1.5M	47.5 - 2.0M	47.5 - 2.0M					
MF1/2L			L: ±200	—	—	—	1.0 - 10					
MF1C	1W	700V	C: ±50	47.5Ω - 1.0M	47.5 - 2.49M	10Ω - 5.11M	1.0 - 6.81M	—	—	350V	700V	
MF1D			D: ±100	—	—		1.0 - 6.81M					
MF1E			E: ±25	47.5 - 2.0M	7.5 - 2.49M	47.5 - 4.64M	47.5 - 5.11M					
RK1/4D	0.25W	500V	D: ±100	—	—	—	3.09M - 25M	—	—	500V	700V	
RK1/4L			L: ±200	—	—	—	—	3.3M - 33M	3.3M - 33M			
RK1/4B			B: ±350	—	—	—	100k - 25M	100k - 33M	100k - 33M			
RK1/2D	0.50W	500V	D: ±100	—	—	—	5.11M - 33M	—	—	700V	1000V	
RK1/2L			L: ±200	—	—	—	—	6.2M - 33M	6.2M - 33M			
RK1/2B		700V	B: ±350	—	—	—	100k - 35M	100k - 51M	100k - 51M			
RK1BC	1W	1000V	B: ±350	—	—	—	100k - 51M	100k - 100M	100k - 100M	1000V	1500V	
RK1/2G*	0.50W	700V	G: ±250	—	—	—	—	—	1M - 12M	350V	700V	

\* Discharge path resistor

### environmental applications

#### Performance Characteristics

Parameter	Requirement Δ R ±(% + 0.05Ω)		Test Method
	Limit	Typical	
Resistance	Within specified tolerance	—	25°C
T.C.R.	Within specified T.C.R.	—	Room temperature, +100°C
Overload (Short Time)	RK: ±1%; RK1/2G: ±2.5% MF: ±0.5%	RK: ±0.6%; RK1/2G: ±2.5% MF: ±0.3%	Rated voltage x 2.5 or max. overload voltage for 5 seconds, whichever is less; MFS1/2: Rated voltage x 2 or max. overload voltage for 5 seconds, whichever is less
Resistance to Solder Heat	RK: ±1%; RK1/2G: ±5%; MFS: ±0.75%; MF1/4, MFS1/2, MF1/2: ±0.5%	RK: ±0.5%; RK1/2G: ±1% MFS1/4: ±0.4%; MF1/4, MFS1/2, MF1/2: ±0.25%	260°C ± 5°C, 10 seconds ± 1 second or 350°C ± 10°C, 3.5 seconds ± 0.5 second
Dielectric Withstanding Voltage	No breakdown	—	1 minute
Insulation Resistance	Not less than 10,000MΩ	—	100V, 1 minute
Rapid Change of Temperature	RK,MF: ±1%; RK1/2G: ±5%	MF: ±0.3%; RK: ±0.5%, RK1/2G: ±1%	-55°C (30 minutes), +155°C (30 minutes), 5 cycles
Moisture Resistance	RK: ±5%; RK1/2G: ±10%; MFS1/4: ±1.5%; MF1/4, MFS1/2, MF1/2: ±1%	RK: ±2%; RK1/2G: ±5%; MFS1/4: ±1%; MF1/4, MFS1/2, MF1/2: ±0.75%	40°C ± 2°C, 90 - 95% RH, 1000 hours, 1.5 hr ON, 0.5 hr OFF cycle
Endurance at 70°C	RK: ±5%; RK1/2G: ±10%; MFS1/4: ±1.5%; MF1/4, MFS1/2, MF1/2: ±1%	RK: ±2%; RK1/2G: ±5%; MFS1/4: ±1%; MF1/4, MFS1/2, MF1/2: ±0.75%	70°C ± 2°C, 1000 hours, 1.5 hr ON, 0.5 hr OFF cycle
Resistance to Solvent	No abnormality in appearance. Marking shall be easily legible	—	The resistor shall be immersed for 5 seconds in IPA
Impulse	No such abnormalities as short-circuit, burnout, breakdown, etc.	—	Discharge from 1000pF capacitor 50 pulses. Internal 2.5 seconds. Charge voltage: 1.25kV (RK1/4), 2.5kV (RK1/2) and 6kV (RK1)

Specifications given herein may be changed at any time without prior notice. Please confirm technical specifications before you order and/or use.

1/09/09