




### Features

- Eight and four positions available
- Gold plated contacts offer high reliability
- Low contact resistance
- Just 1.5 mm total height
- Half pitch of 1.27 mm (.050 in.)
- RoHS compliant\*

 The SDHH Series is currently available, although not recommended for new designs.

## SDHH Series Half Pitch SMD DIP Switch

#### Electrical Characteristics

Electrical Life .....1,000 operation cycles per switch min.  
 Non-Switching Rating ..100 mA, 50 VDC  
 Switching Rating .....25 mA, 24 VDC  
 Contact Resistance.....100 mohms max.  
 Insulation Resistance ...100 Mohms min., DC 500 V min.  
 Dielectric Strength .....AC 300 V for 1 minute  
 Capacitance.....5 pF max. between adjacent closed switch  
 Circuit .....Single pole single throw

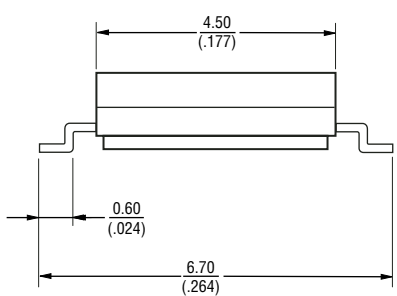
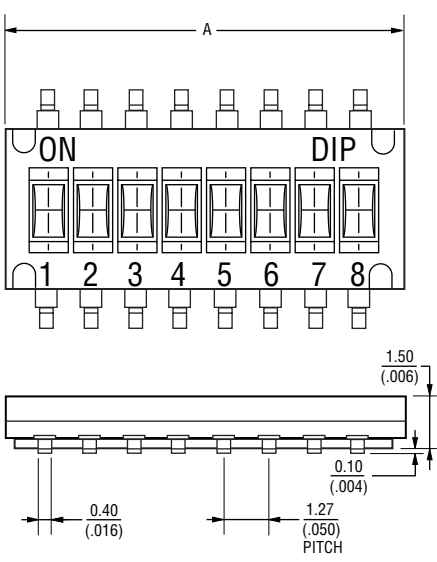
#### Environmental Characteristics

Mechanical Life .....1,000 operations per switch min.  
 Operation Force .....500 g max.  
 Stroke.....0.6 mm  
 Operating Temp. Range .....-40 °C to +85 °C  
 Storage Temperature ....-40 °C to +85 °C  
 Vibration Test .....MIL-STD-202F, Method 201A  
 Frequency .....10-50-10 Hz/1 minute  
 Directions.....X,Y,Z, three mutually perpendicular directions  
 Time.....2 hours each direction, high reliability  
 Shock Test .....MIL-STD-202F, Method 213B, Condition A  
 Gravity .....50 G (peak value), 11 msec  
 Direction & Times .....6 sides and 3 times in each direction. High reliability

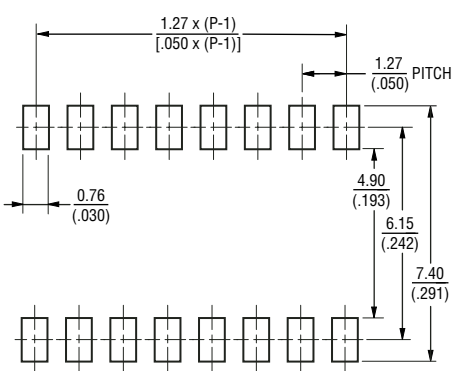
#### Physical Characteristics

Cover Materials .....Thermoplastic Nylon, UL94V-0; black  
 Base Materials.....Thermoplastic Nylon, UL94V-0; black  
 Actuator Materials .....Thermoplastic LCP, UL94V-0; white  
 Contact Materials .....Alloy Copper  
 Contact Plating.....3 Micro inches gold over 40 micro inches nickel  
 Terminal Materials .....Brass with Gold plating  
 Reflow Soldering .....Peak temperature or reflow oven should be set to 240 ° C. max. 2 sec. while applying solder  
 Packaging.....All poles in the "off" position

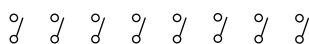
#### Product Dimensions



#### Recommended PCB Layout



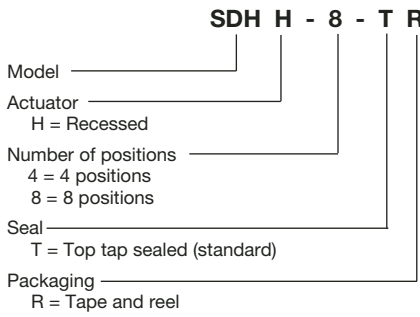
#### Circuit Diagram



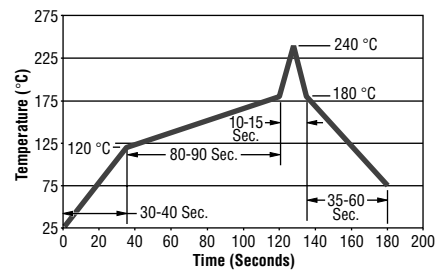
#### SDHH Series Dimensions

MODEL NO.	POS.	DIM. A	DIM. B
SDHH-4	4	6.31 (.248)	3.81 (.15)
SDHH-8	8	11.39 (.448)	8.89 (.35)

#### How to Order



#### Reflow Soldering Profile



DIMENSIONS ARE:  $\frac{\text{MM}}{\text{(INCHES)}}$

TOLERANCES:  $\pm 2$  EXCEPT WHERE NOTED.

\*RoHS Directive 2002/95/EC Jan 27 2003 including Annex. Specifications are subject to change without notice. Customers should verify actual device performance in their specific applications.

# SDHH Series Half Pitch SMD DIP Switch

**BOURNS®**

## Packaging Specifications

