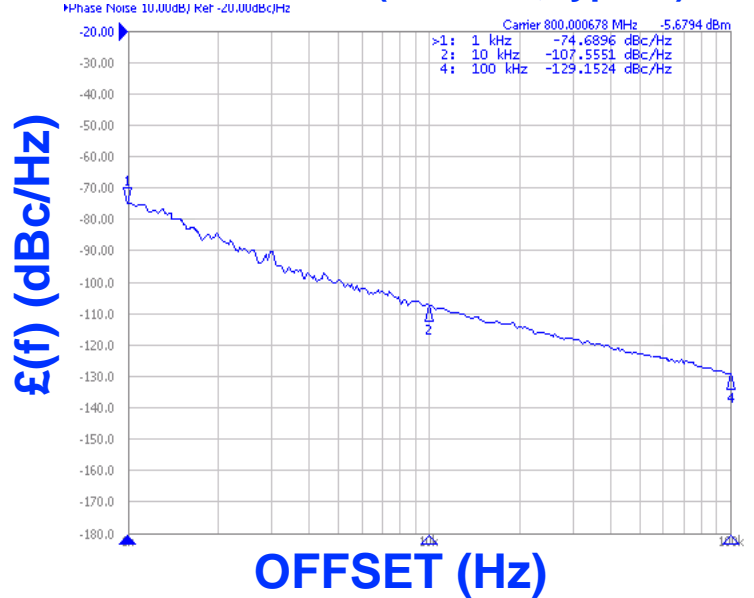




**PHASE NOISE (1 Hz BW, typical)**



**FEATURES**

- Frequency Range: 700 - 900 MHz
- Tuning Voltage: 0.5-4.5 Vdc
- MINI-16-L - Style Package

**APPLICATIONS**

- Basestations
- Mobile Communications
- 

PERFORMANCE SPECIFICATIONS	VALUE	UNITS
Oscillation Frequency Range	700 - 900	MHz
Phase Noise @ 10 kHz offset (1 Hz BW, typ.)	-107	dBc/Hz
Harmonic Suppression (2nd, typ.)	-20	dBc
Tuning Voltage	0.5-4.5	Vdc
Tuning Sensitivity (avg.)	80	MHz/V
Power Output	0±3	dBm
Load Impedance	50	Ω
Input Capacitance (max.)	50	pF
Pushing	<3	MHz/V
Pulling ( 14dB Return Loss, Any Phase)	<0.5	MHz
Operating Temperature Range	-40 to 85	°C
Package Style	MINI-16-L	
POWER SUPPLY REQUIREMENTS		
Supply Voltage (Vcc, nom.)	4.6	Vdc
Supply Current (Icc, typ.)	16	mA

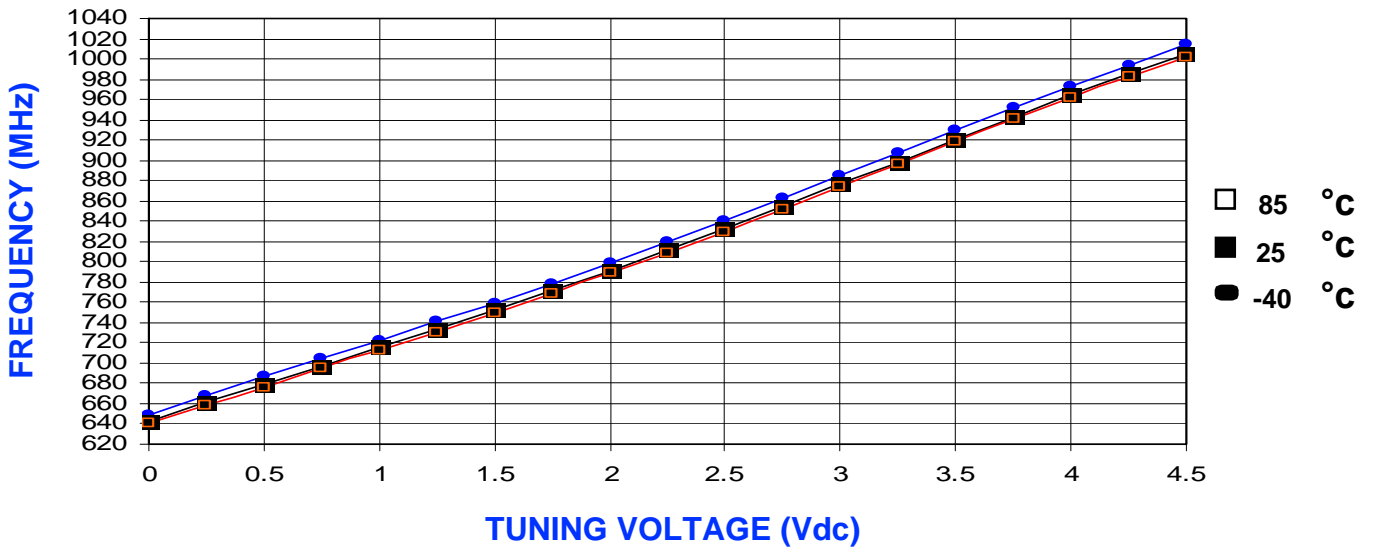
All specifications are typical unless otherwise noted and subject to change without notice.

**APPLICATION NOTES**

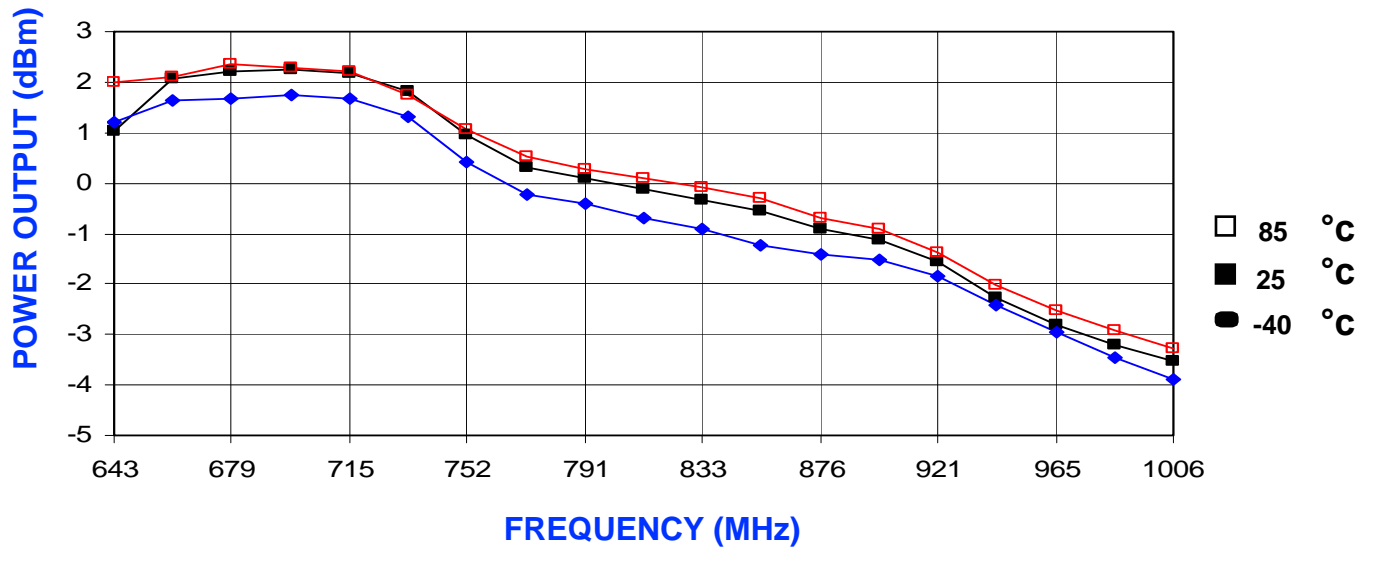
- AN-100/1 : Mounting and Grounding of VCOs
- AN-102 : Proper Output Loading of VCOs
- AN-107 : How to Solder Z-COMM VCOs

**NOTES:**

TUNING CURVE, typ.



POWER CURVE, typ.



PHYSICAL DIMENSIONS

