

# VOLTAGE CONTROLLED OSCILLATOR

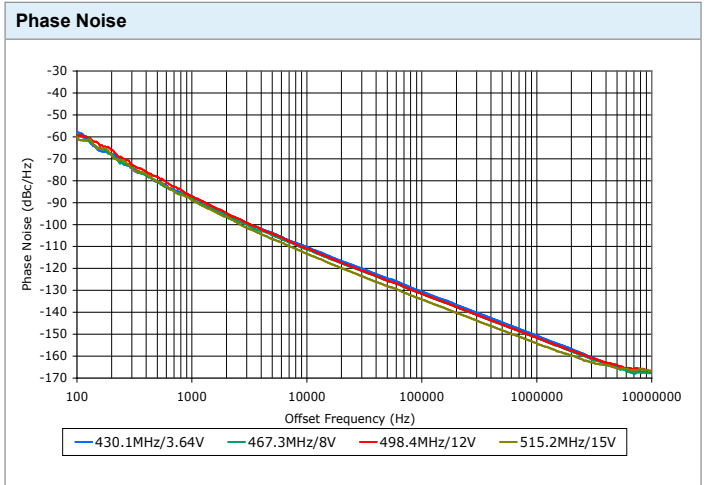
## SURFACE MOUNT MODEL: MFC4151-12

**OPTIMIZED BANDWIDTH**

**410 - 510 MHz**

**FEATURES:**

- ▶ Low Phase Noise Performance
- ▶ Fast Tuning
- ▶ Ideal for PLL Applications
- ▶ Small Size, Surface Mount
- ▶ Lead Free REL-PRO® Technology



**SPECIFICATIONS (Rev. C 11/03/08)**

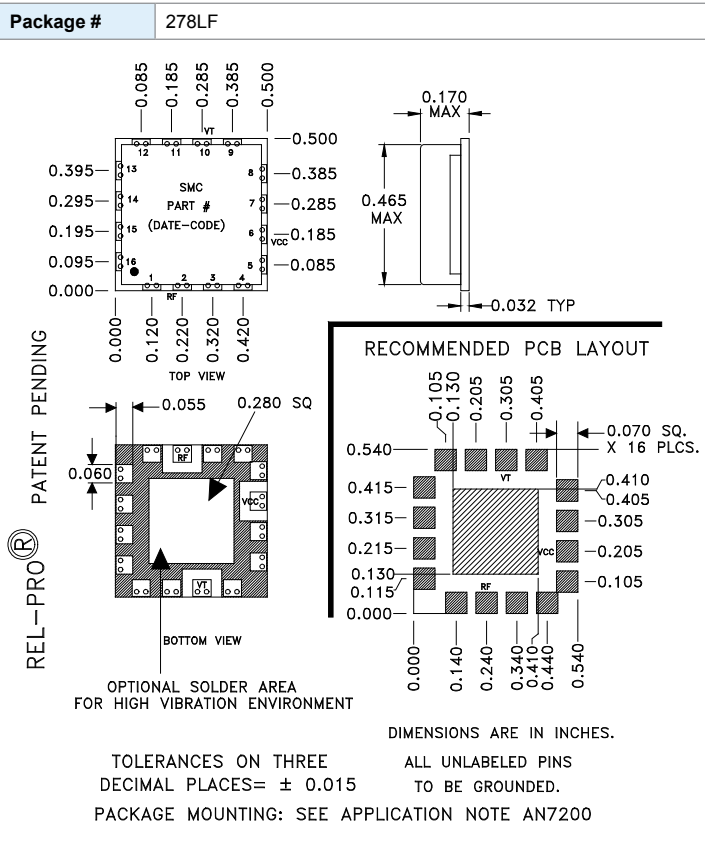
Frequency	410 - 510 MHz
Tuning Voltage	See table below.
Bias Voltage	+12 VDC @ 35 mA (Max.)
Output Power	+2 dBm (Min.)
Tuning Sensitivity	6 - 12 MHz/V (Typ.)
Output Impedance	50 Ohms (Nom.)
Harmonic Suppression	15 dB (Typ.)
Frequency Pulling	2 MHz (Typ. @ 1.75:1 VSWR)
Frequency Pushing	2 MHz/V (Typ.)
Tuning Port Capacitance	33 pF (Typ.)
Phase Noise @ 10 kHz	-112 dBc/Hz (Typ.)
Operating Temperature Range	-40 to +85 °C

**Guaranteed Tuning Specifications**

Tuning Voltage ( V )	Frequency ( MHz )
0.5	410 (Max.)
5	435 (Min.)
8	460 (Min.)
12	495 (Min.)
15	510 (Min.)

**Absolute Maximum Ratings**

Storage Temp. Range	-55 to +125 °C
Bias Voltage	+12.5 V
Tuning Voltage	+15 V
DC Voltage Applied to RF Out	± 25 V



This product is manufactured under one or more of the following patents: Approved: 5,160,810; 5,122,621; 5,390,349; 5,416,449; 5,650,754; 5,805,431; 6,525,623; 6,850,575; 7,088,189; 7,180,381; 7,196,591; 7,262,670; 7,265,642; 7,292,113  
 Pending: 60/493075; 60/501371 & 60/501790; 60/527957 & 60/528670; 60/563481; 60/564173; 60/589090; 60/601823; 60/605791; EV31369834;  
 11/259766; 60/622485 & 60/710310; 10/937525/60/736901; 60/732787

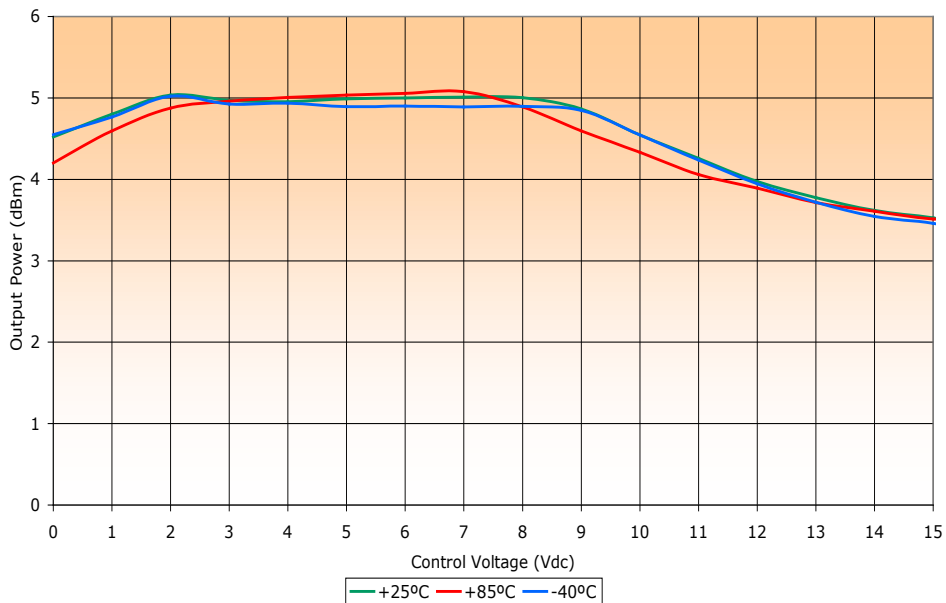
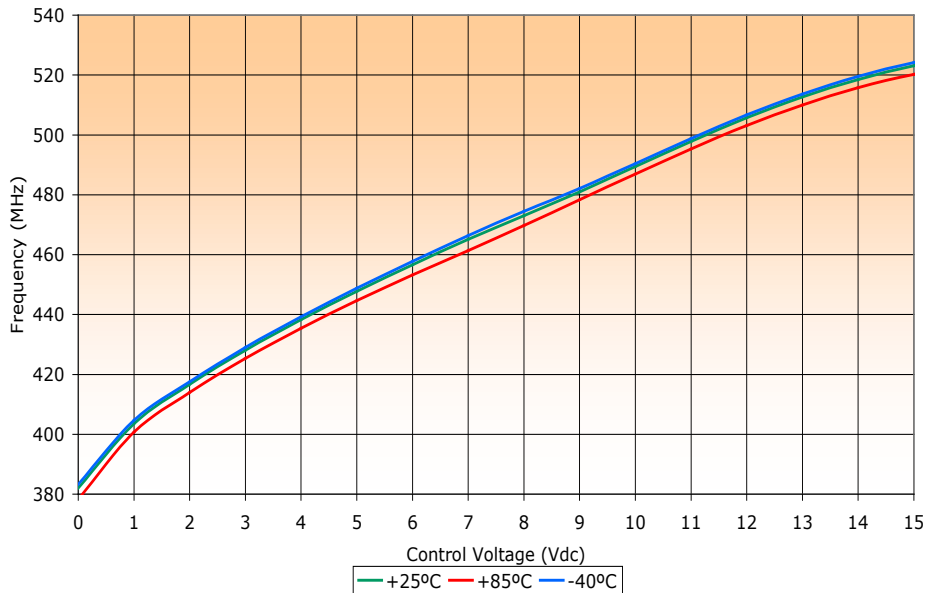


# VOLTAGE CONTROLLED OSCILLATOR SURFACE MOUNT MODEL: MFC4151-12

OPTIMIZED BANDWIDTH

410 - 510 MHz

PERFORMANCE PLOTS



This product is manufactured under one or more of the following patents: Approved: 5,160,810; 5,122,621; 5,390,349; 5,416,449; 5,650,754; 5,805,431; 6,525,623; 6,850,575; 7,088,189; 7,180,381; 7,196,591; 7,262,670; 7,265,642; 7,292,113  
Pending: 60/493075; 60/501371 & 60/501790; 60/527957 & 60/528670; 60/563481; 60/564173; 60/589090; 60/601823; 60/605791; EV31369834; 11/259766; 60/622485 & 60/710310; 10/937525/60/736901; 60/732787

Copyright © 2008 Synergy Microwave Corporation  
201 McLean Boulevard • Paterson, New Jersey 07504 • Tel: (973) 881-8800 • Fax: (973) 881-8361  
E-Mail: sales@synergymw.com • World Wide Web: <http://www.synergymw.com>

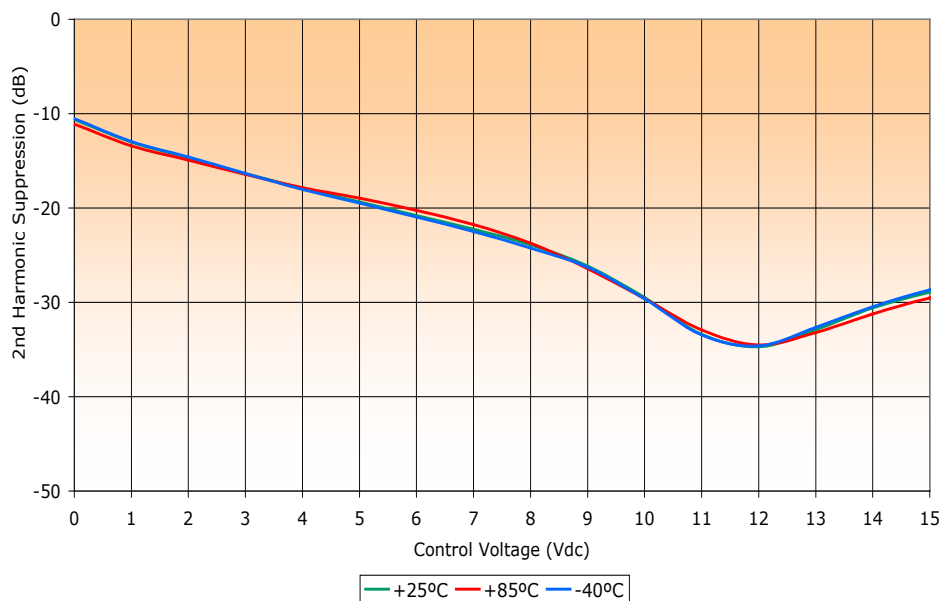
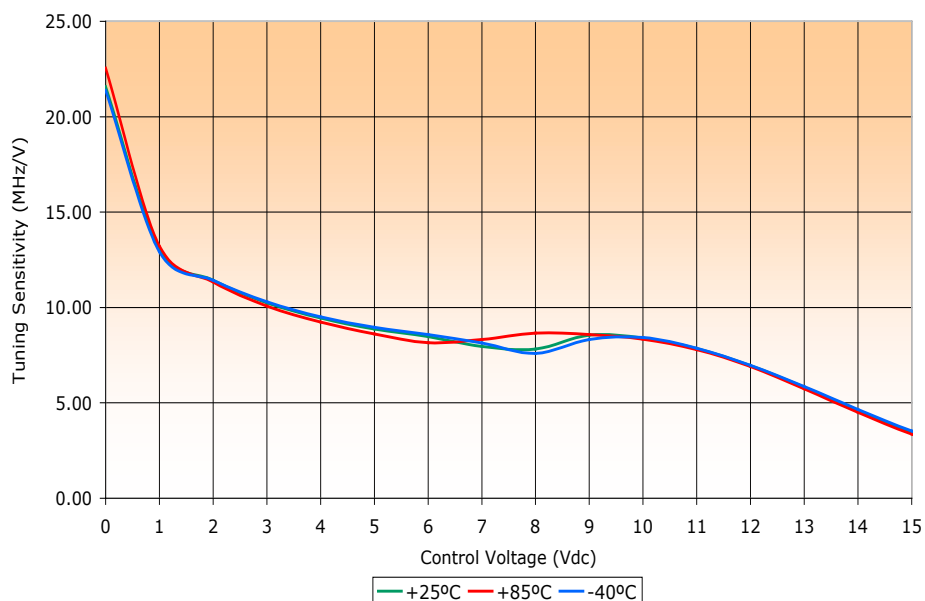


# VOLTAGE CONTROLLED OSCILLATOR SURFACE MOUNT MODEL: MFC4151-12

OPTIMIZED BANDWIDTH

410 - 510 MHz

PERFORMANCE PLOTS



This product is manufactured under one or more of the following patents: Approved: 5,160,810; 5,122,621; 5,390,349; 5,416,449; 5,650,754; 5,805,431; 6,525,623; 6,850,575; 7,088,189; 7,180,381; 7,196,591; 7,262,670; 7,265,642; 7,292,113  
Pending: 60/493075; 60/501371 & 60/501790; 60/527957 & 60/528670; 60/563481; 60/564173; 60/589090; 60/601823; 60/605791; EV31369834; 11/259766; 60/622485 & 60/710310; 10/937525/60/736901; 60/732787

Copyright © 2008 Synergy Microwave Corporation  
201 McLean Boulevard • Paterson, New Jersey 07504 • Tel: (973) 881-8800 • Fax: (973) 881-8361  
E-Mail: sales@synergymw.com • World Wide Web: http://www.synergymw.com

