

**PLEASE CHECK WWW.MOLEX.COM FOR LATEST PART INFORMATION**

**Part Number:** [0022023253](#)  
**Status:** **Active**  
**Overview:**  
**Description:** 2.54mm (.100") Vertical, Non-ZIF, Low Profile Receptacle, 25 Circuits

**Agency Certification**

UL E29179

**General**

Product Family FFC/FPC Connectors  
 Series 5229  
 Overview ffc\_fpc\_throughhole  
 Product Name N/A

**Physical**

Circuits (Loaded) 25  
 Contact Position N/A  
 Entry Angle Vertical  
 Flammability 94V-0  
 Mated Height (in) 0.256 In  
 Mated Height (mm) 6.50 mm  
 Number of Rows 1  
 Orientation Vertical  
 PC Tail Length (in) 0.142 In  
 PC Tail Length (mm) 3.60 mm  
 PCB Retention None  
 Packaging Type Tray  
 Pitch - Mating Interface (in) 0.100 In  
 Pitch - Mating Interface (mm) 2.54 mm  
 Polarized to PCB No  
 Stackable No  
 Surface Mount Compatible (SMC) No  
 Temperature Range - Operating -40°C to +105°C  
 Termination Interface: Style Through Hole  
 Wire/Cable Type FFC/FPC

**Electrical**

Current - Maximum per Contact 0.5A, 1A  
 Voltage - Maximum 200V

**Material Info**

Old Part Number 5229-25CPB

**Reference - Drawing Numbers**

Packaging Specification SPK-5229-001  
 Product Specification PS-5229-001, PS-5229-002, PS-5229-005,  
 PS-5229-006, PS-5229-007  
 Sales Drawing SD-5229-NCPB

**EU RoHS**

**ELV and RoHS  
 Compliant**

**REACH SVHC**

**Contains SVHC: No**

**Halogen-Free**

**Status**

**Not Reviewed**

**China RoHS**



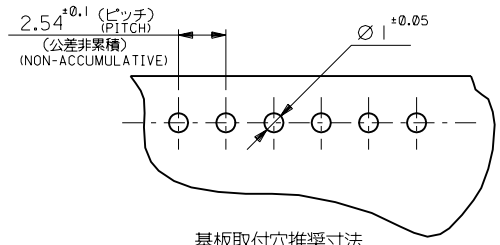
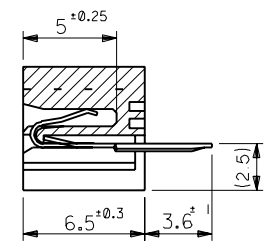
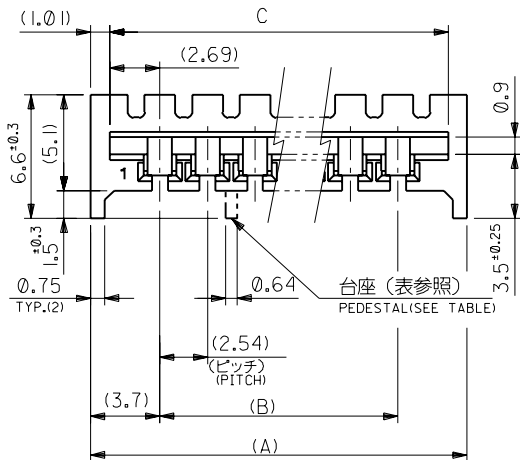
**Need more information on product  
 environmental compliance?**

Email [productcompliance@molex.com](mailto:productcompliance@molex.com)  
 For a multiple part number RoHS Certificate of  
 Compliance, [click here](#)

Please visit the [Contact Us](#) section for any  
 non-product compliance questions.

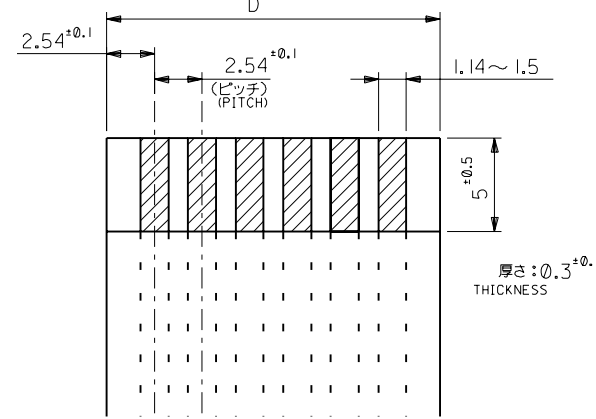
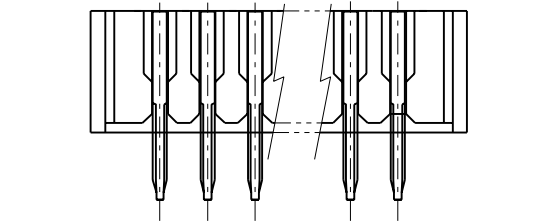
**Search Parts in this Series**

[5229Series](#)



基板取付穴推奨寸法  
RECOMMENDED PC BOARD HOLE DIMENSION

9&10, 18&19	71.12	71.42	66.04	73.44	22-02 - 3273	5229 - 27CPB	27
8&9, 18&19	68.58	68.88	63.5	70.9	- 3263	- 26CPB	26
8&9, 17&18	66.04	66.34	60.96	68.36	- 3253	- 25CPB	25
8&9, 16&17	63.5	63.8	58.42	65.82	- 3243	- 24CPB	24
8&9, 15&16	60.96	61.26	55.88	63.28	- 3233	- 23CPB	23
7&8, 15&16	58.42	58.72	53.34	60.74	- 3223	- 22CPB	22
7&8, 14&15	55.88	56.18	50.8	58.2	- 3213	- 21CPB	21
10&11	53.34	53.64	48.26	55.66	- 3203	- 20CPB	20
9&10	50.8	51.1	45.72	53.12	- 3193	- 19CPB	19
9&10	48.26	48.56	43.18	50.58	- 3183	- 18CPB	18
8&9	45.72	46.02	40.64	48.04	- 3173	- 17CPB	17
8&9	43.18	43.48	38.1	45.5	- 3163	- 16CPB	16
7&8	40.64	40.94	35.56	42.96	- 3153	- 15CPB	15
7&8	38.1	38.4	33.02	40.42	- 3143	- 14CPB	14
6&7	35.56	35.86	30.48	37.88	- 3133	- 13CPB	13
6&7	33.02	33.32	27.94	35.34	- 3123	- 12CPB	12
5&6	30.48	30.78	25.4	32.8	- 3113	- 11CPB	11
—	27.94	28.24	22.86	30.26	- 3103	- 10CPB	10
—	25.4	25.7	20.32	27.72	- 3093	- 09CPB	9
—	22.86	23.16	17.78	25.18	- 3083	- 08CPB	8
—	20.32	20.62	15.24	22.64	- 3073	- 07CPB	7
—	17.78	18.08	12.7	20.1	- 3063	- 06CPB	6
—	15.24	15.54	10.16	17.56	- 3053	- 05CPB	5
—	12.7	13	7.62	15.02	- 3043	- 04CPB	4
—	10.16	10.46	5.08	12.48	22-02 - 3033	5229 - 03CPB	3
PEDESTAL LOCATION (BETWEEN THE CKTS)	D	C	B	A	EDP.NO.	ENG.NO.	NO. OF CKTS.



適合FFC推奨寸法  
APPLICABLE FFC RECOMMENDED DIMENSION

角度 ANGLE	±3°				
30以上 OVER	±0.3				
10以上 30未満 UNDER	±0.25	H	REVISED (JC2001-0774)	N.Y. S.K	01/03/14
10未満 UNDER	±0.2	G	REDRAWN (JC70323)	M.H. M.F	06/05/23
一般公差 GENERAL TOLERANCES	記号 LTR	変更内容 REVISION RECORD	DR. CHK.	日付 DATE	

材料 MATERIAL	ハウジング: ポリエステル樹脂 (94V-0) ターミナル: 銅メッキ銅リンめっき TERMINAL: PHOSPHOR BRONZE, PRE-TINNED PLATING
仕上げ FINISH	—
適用電線範囲 WIRE RANGE	—
被覆外径 INS. RANGE	—
DRAWN BY	096/05/23 M.HANAMURA
CHK'D BY	01/03/14 S.KUNISHI
APP'D BY	01/03/14 M.FUKUSHIMA
尺度 SCALE	4 : 1

**molex** MOLEX-JAPAN CO.,LTD.  
日本モレックス株式会社

REVISE ONLY ON CAD SYSTEM

TITLE 名称  
F.F.C. CONN.  
RECEPTACLE HSG ASS'Y

DWG. NO. SD-5229-NCPB  
REV H