

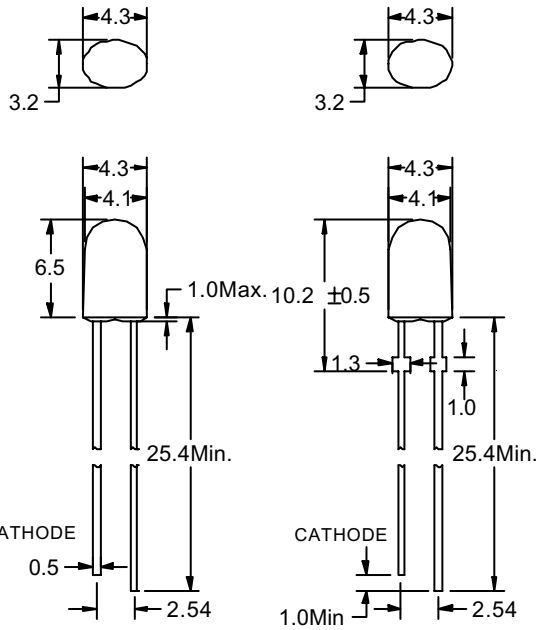


**BVU-439TT9  
BVT-439TT9**

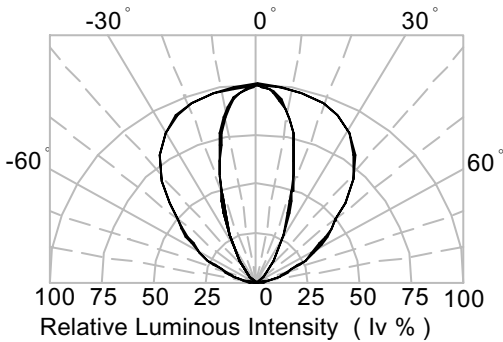
**PACKAGE CONFIGURATION**

**DESCRIPTION**

Dice Material : AlInGaP/GaP Yellow  
Light Color : Yellow Color  
Lens Color : Yellow Tinted Diffused  
Stand-Off P/N : BVU-439TT9 R



**RADIATION PATTERN**



Tolerance ± 0.25 mm

**ABSOLUTE MAXIMUM RATINGS AT Ta = 25 °C**

PARAMETER	MAX.	UNIT
Power Dissipation	80	mW
Continuous Forward Current	30	mA
Peak Forward Current ( 1/10 Duty Cycle , 0.1ms Pulse Width )	160	mA
Reverse Voltage	5	V
Derating Linear From 50 °C	0.4	mA/°C
Operating Temperature Range	-40 °C to + 100 °C	
Storage Temperature Range	-40 °C to + 100 °C	
Lead Solder Temperature 1.6 mm Below Package	260 °C for 5 seconds	

**ELECTRICAL / OPTICAL CHARACTERISTICS AT Ta = 25 °C**

SYMBOL	PARAMETER	TEST COND.	MIN.	TYP.	MAX.	UNIT
V F	Forward Voltage	I F = 20 mA		2.3	2.8	V
I R	Reverse Current	V R = 5V			100	μA
λ p	Peak Emission Wavelength	I F = 20 mA		592		n m
λ d	Dominant Wavelength	I F = 20 mA		590		n m
2θ 1/2	Viewing Angle	I F = 20 mA		100/40		Deg

**BIN GRADE LIMITS ( I F = 20 mA ) LUMINOUS INTENSITY / mcd**

Bin	F	G	H	I	J	K
Min.	360	465	600	780	1000	1300
Max.	465	600	780	1000	1300	1680

Tolerance ± 15% mcd

\*Bright View reserves the rights to alter specifications and remove availability of products at any time without notice.

\*Dominant Wavelength, λ d is according to CIE Chromaticity Diagram base on color of lamps.

\*θ 1/2 is the off-axis angle where the luminous intensity is one half the on-axis intensity.



### AlInGaP/GaP LED

## TYPICAL ELECTRICAL/OPTICAL CHARACTERISTIC CURVES(Transparent Substrate)

FIG. 1 Forward Current Vs. Forward Voltage

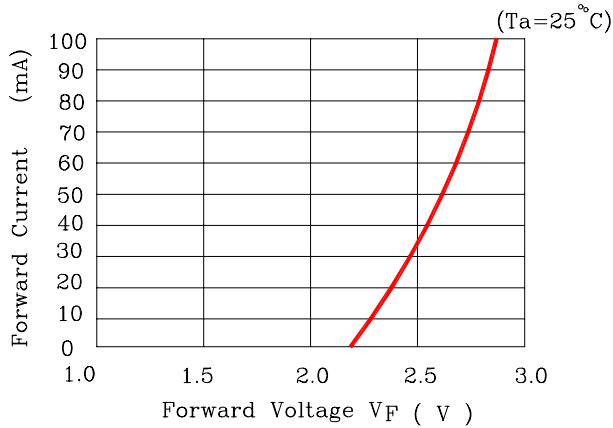


FIG. 2 Relative Intensity Vs. Forward Current

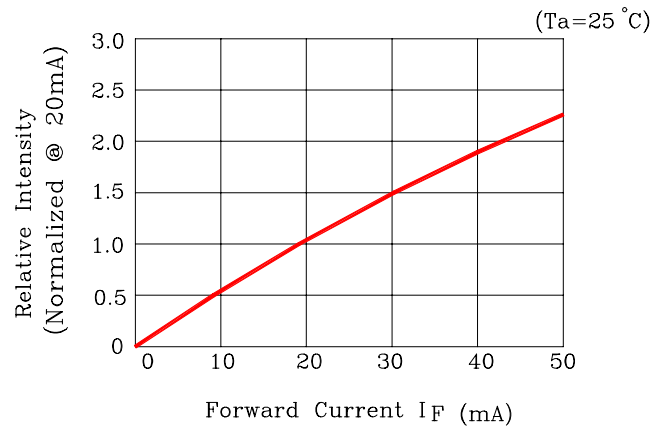


FIG. 3 Forward Voltage VS. Temperature

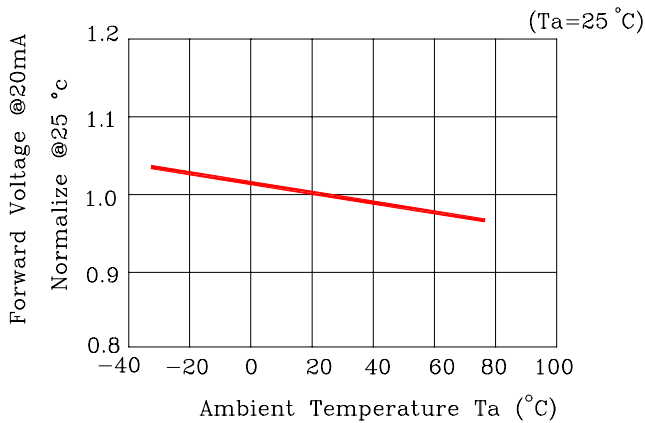


FIG. 4 Relative Intensity vs. Temperature

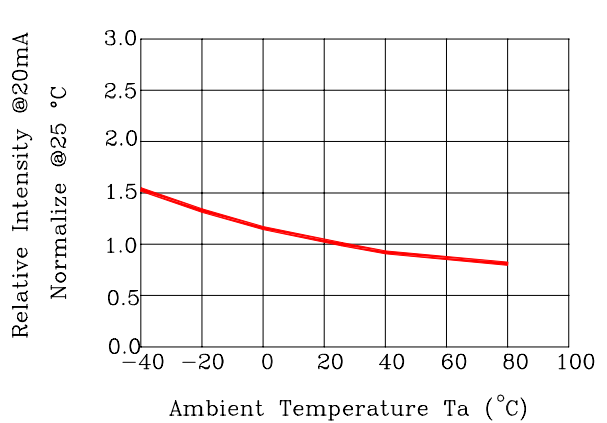


FIG. 5 Relative Intensity vs. Wavelength ( $\lambda$  p)

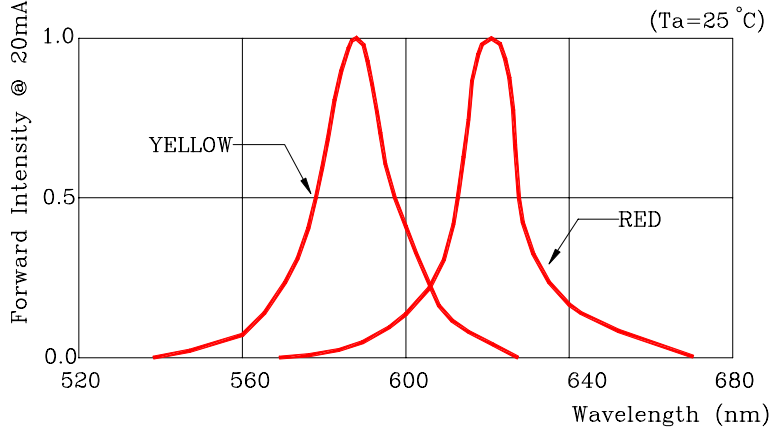
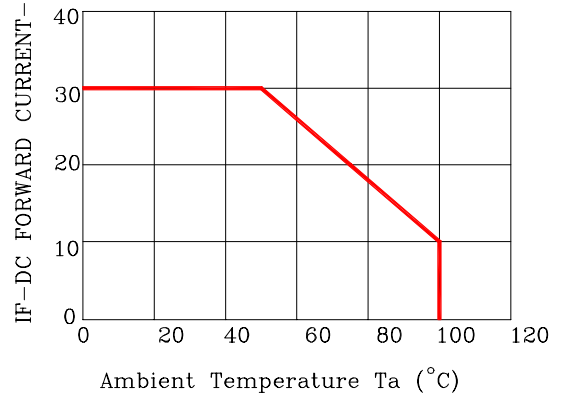
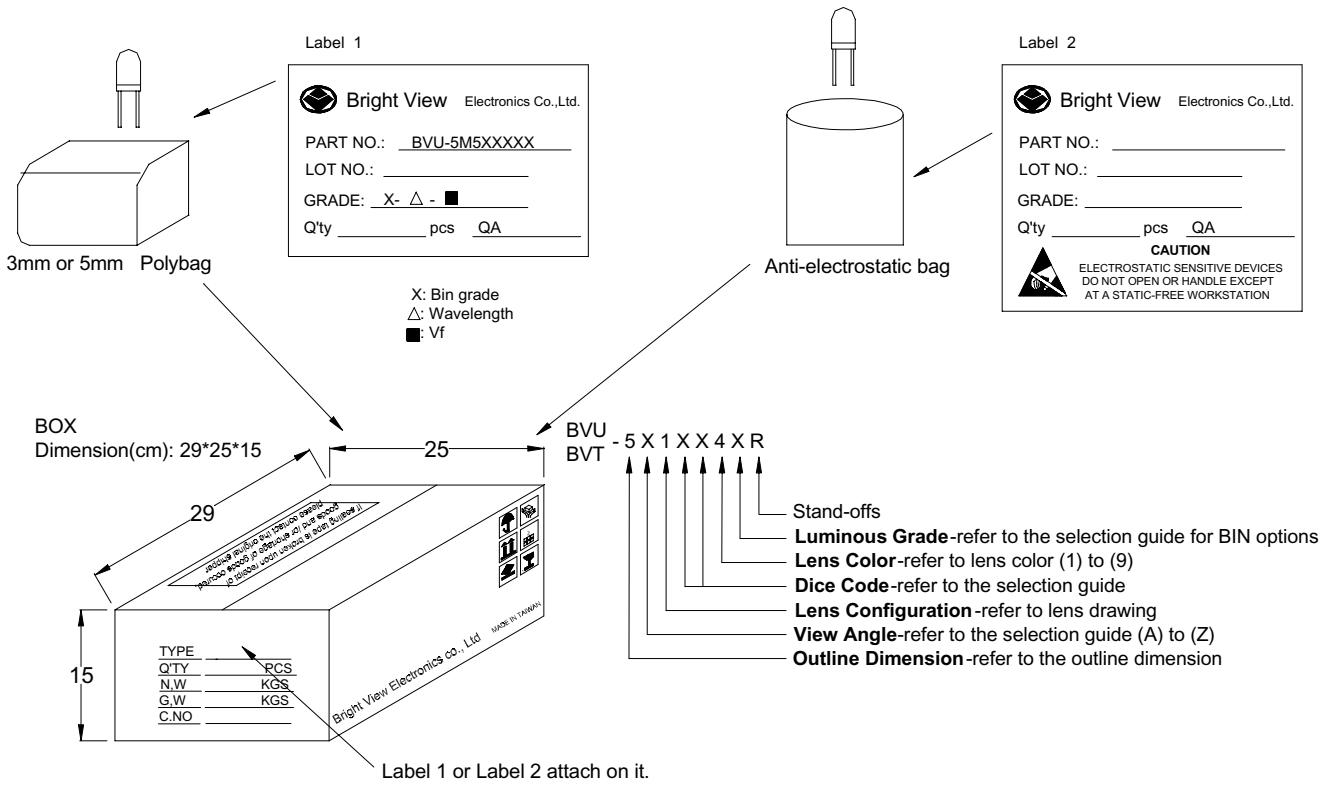


FIG. 6 Maximum Forward Current vs. Ambient Temperature. Derating Based on  $T_{MAX} = 130^\circ\text{C}$

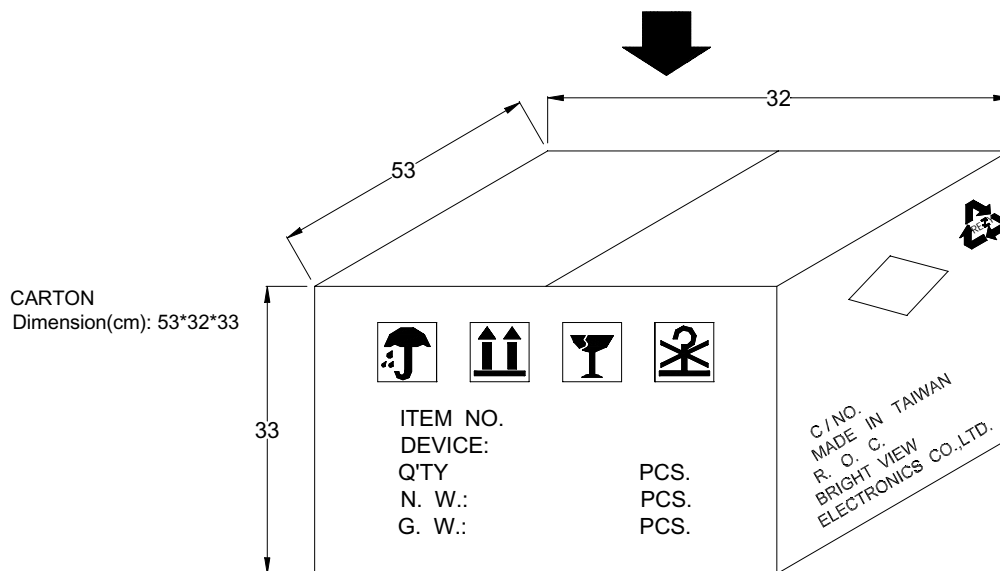




# LAMP PACKING



Device	Q'ty / Polybag (pcs)	Polybag / Box A	Fig.
5mm(T-1 3/4)	1000pcs	14 bags	Label 1
3mm(T-1)	1000pcs	20 bags	Label 1
Blue / Green / White	500pcs	18 bags	Label 2



4 Boxes / Carton

5mm : 56,000pcs

3mm : 80,000pcs

Blue / Green / White : 36,000pcs