

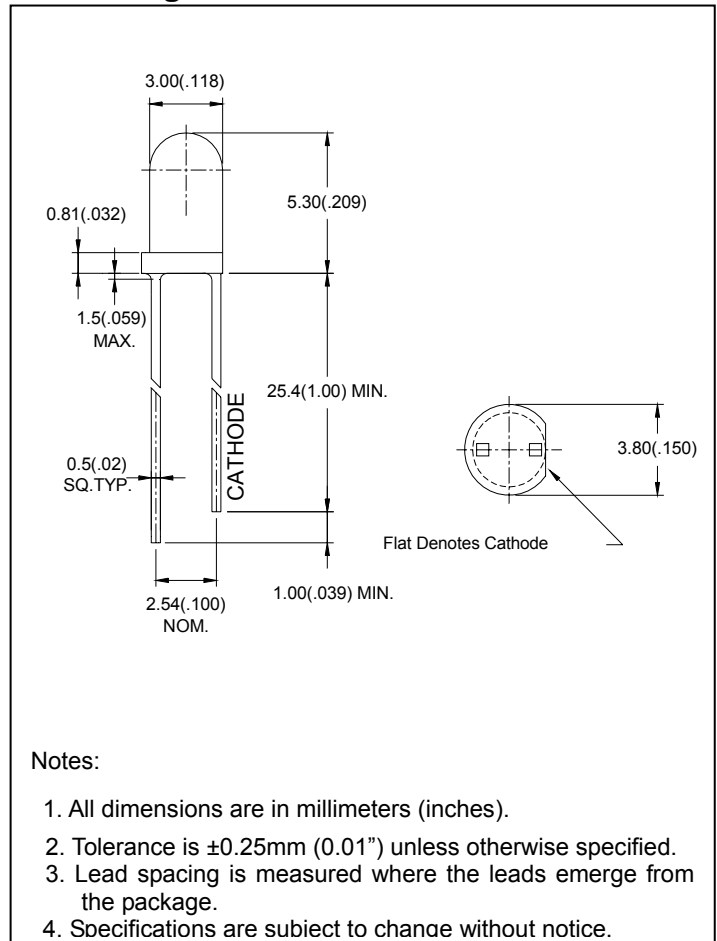
● Features:

1. Chip material: GaAsP/GaP
2. Emitted color :Hi-Eff Red
3. Lens Appearance : orange diffused
4. Low power consumption.
5. High efficiency.
6. Versatile mounting on P.C. Board or panel.
7. Low current requirement.
8. 3mm diameter package.
9. This product don't contained restriction substance, compliance ROHS standard.

● Applications:

1. TV set
2. Monitor
3. Telephone
4. Computer
5. Circuit board

● Package dimensions:



● Absolute maximum ratings(Ta=25°C)

| Parameter | Symbol | Rating | Unit |
|-----------------------|----------------|-----------------------|------|
| Power Dissipation | Pd | 14 | mW |
| Forward Current | I _F | 7 | mA |
| Reverse Voltage | V _R | 5 | V |
| Operating Temperature | Topr | -40°C~80°C | |
| Storage Temperature | Tstg | -40°C~85°C | |
| Soldering Temperature | Tsol | 260°C (for 5 seconds) | |

● Electrical and optical characteristics(Ta=25°C)

| Parameter | Symbol | Condition | Min. | Typ. | Max. | Unit |
|--------------------------|------------------|------------|------|------|------|---------|
| Forward Voltage | V_F | $I_F=2mA$ | - | 1.8 | 2.2 | V |
| Luminous Intensity | I_v | $I_F=2mA$ | - | 4.0 | - | mcd |
| Reverse Current | I_R | $V_R=5V$ | - | - | 100 | μA |
| Peak Wave Length | λ_p | $I_F=20mA$ | - | 640 | - | nm |
| Dominant Wave Length | λ_d | $I_F=20mA$ | 617 | - | 638 | nm |
| Spectral Line Half-width | $\Delta \lambda$ | $I_F=20mA$ | - | 40 | - | nm |
| Viewing Angle | $2\theta_{1/2}$ | $I_F=20mA$ | - | 35 | - | deg |

● Typical electro-optical characteristics curves

Fig.1 Relative intensity vs. Wavelength

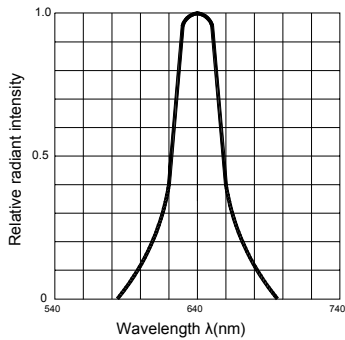


Fig.2 Forward current derating curve vs. Ambient temperature

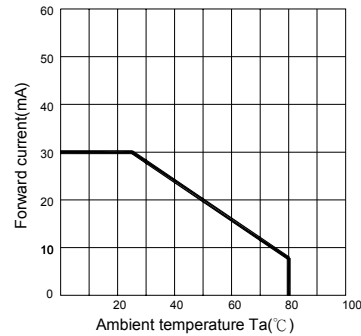


Fig.3 Forward current vs. Forward voltage

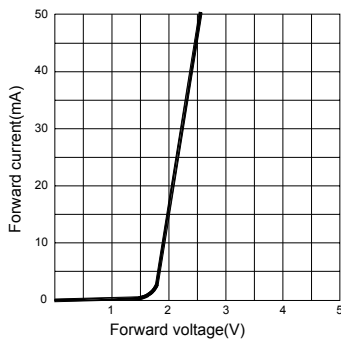


Fig.4 Relative luminous intensity vs. Ambient temperature

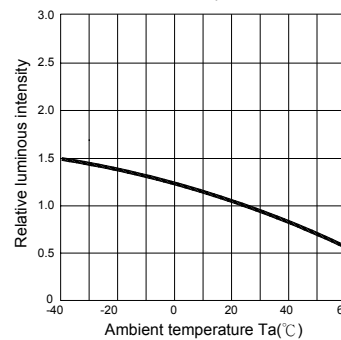


Fig.5 Relative luminous intensity vs. Forward current

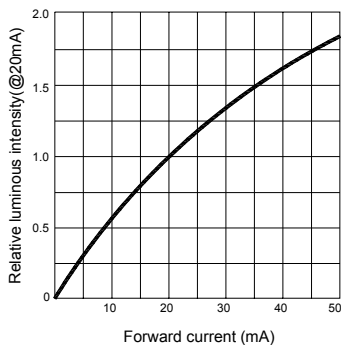


Fig.6 Radiation diagram

