



Shanghai Lunsure Electronic  
Technology Co.,LTD  
Tel:0086-21-37185008  
Fax:0086-21-57152769

AR351/ARS351  
THRU  
AR356/ARS356

**BUTTON DIODES**

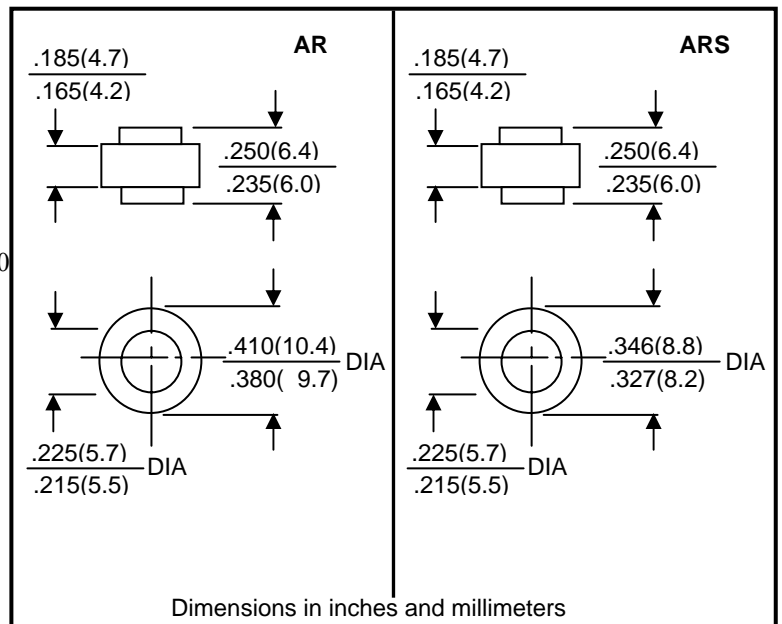
**VOLTAGE RANGE**  
**100 TO 600 VOLTS**  
**CURRENT 35AMPS**

### Features

- Low leakage
- Low forward voltage drop
- High current capability
- High forward surge current capability

### Mechanical Data

- Case: transfer molded plastic
- Technology: vacuum soldered
- Polarity: color ring denotes cathode
- Lead: Plated lead, solderable per MIL-STD-202E method 20
- Mounting position: Any
- Weight: AR 1.80 grams, ARS 1.60 grams



### Maximum Ratings and Electrical Characteristics

- Rating at 25°C ambient temperature unless otherwise specified
- Single phase, half wave, 60Hz, resistive or inductive load
- For capacitive load derate current by 20%

Parameters	Symbols	AR351 ARS351	AR352 ARS352	AR353 ARS353	AR354 ARS354	AR356 ARS356	Units
Maximum repetitive peak reverse voltage	$V_{RRM}$	100	200	300	400	600	Volts
Maximum RMS voltage	$V_{RMS}$	70	140	210	280	420	Volts
Maximum DC blocking voltage	$V_{DC}$	100	200	300	400	600	Volts
Maximum Average rectified forward current at $T_C=110^\circ C$	$I_o$	35					Amps
Peak forward surge current 8.3ms single half sine-wave superimposed on rated load (JEDEC Method)	$I_{FSM}$	400					Amps
Rating for fusing( $t<8.3ms$ )	$I^2t$	664					$A^2S$
Maximum instantaneous forward voltage drop at 100A	$V_F$	1.1					Volts
Maximum DC reverse current $T_A=25^\circ C$ at rated DC blocking voltage $T_A=150^\circ C$	$I_R$	5.0 450					$\mu A$
Typical thermal resistance	$R_{\theta JC}$	1.0					$^\circ C/W$
Operating and storage temperature	$T_J, T_{STG}$	-65 to +175					$^\circ C$

Notes: 1. Enough heatsink must be considered in application.

# AR351 THRU AR356 ARS351 THRU ARS356

## Ratings and Characteristic Curves

FIG.1-TYPICAL FORWARD CURRENT DERATING CURVE

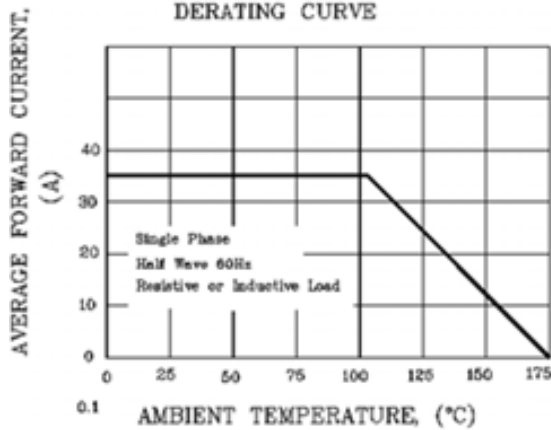


FIG.2-MAXIMUM NON-REPETITIVE PEAK FORWARD SURGE CURRENT

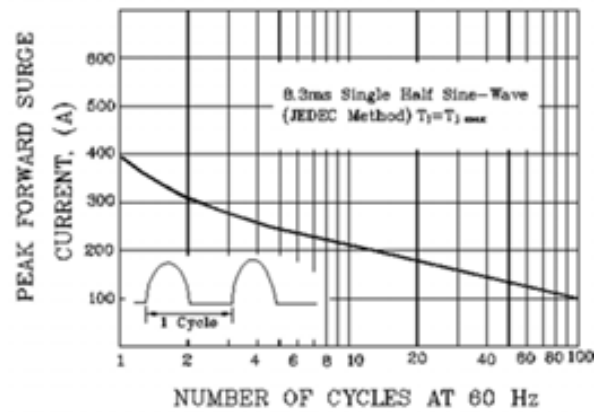


FIG.3-TYPICAL INSTANTANEOUS FORWARD CHARACTERISTICS

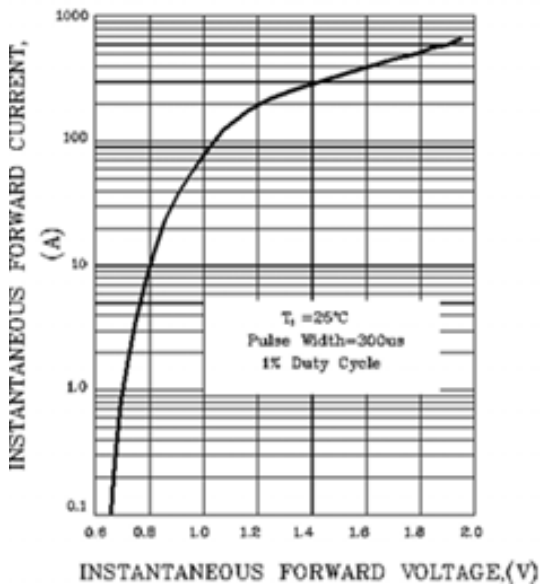


FIG.4- FORWARD POWER DISSIPATION

