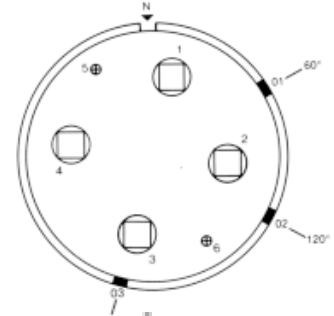


Insert Configurations

6 Contacts

Style	Wire Terminal Type	Shell Size	Insert Type	Dash Number	Catalog Number
Mod I	Solder	C28	Pin Socket	18P 18S	ZP-C28-18P ZP-C28-18S

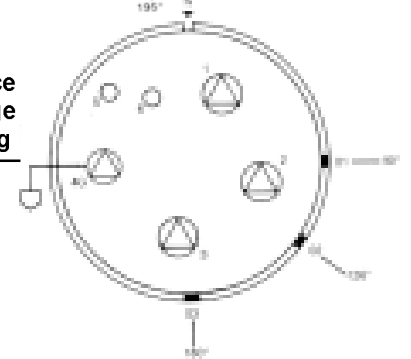
Qty.	Size (AWG)	Service Voltage Rating
4	350 MCM	● D ● E
2	12 Relay	



6 Contacts

Style	Wire Terminal Type	Shell Size	Insert Type	Dash Number	Catalog Number
Mod I	Solder	C28	Pin Socket	42P 42S	ZP-C28-42P ZP-C28-42S
Mod I	Pressure	C28	Pin Socket	42PR 42SR	ZP-C28-42PR ZP-C28-42SR

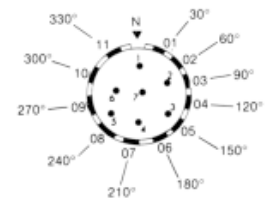
Qty.	Size (AWG)	Service Voltage Rating
4	4/0	● D
2	10 relay	



7 Contacts

Style	Wire Terminal Type	Shell Size	Insert Type	Dash Number	Catalog Number
Mod III	Crimp	12	Pin Socket	648PN 648SN	★ ★

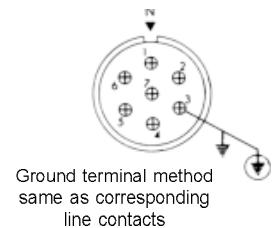
Qty.	Size (AWG)	Service Voltage Rating
7	16	A



7 Contacts

Style	Wire Terminal Type	Shell Size	Insert Type	Dash Number	Catalog Number
Mod III	Crimp	12	Pin Socket	310PN 310SN	ZP-12-310PN ZP-12-310SN

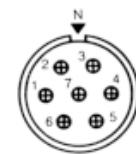
Qty.	Size (AWG)	Service Voltage Rating
7	12	◆ A



7 Contacts

Style	Wire Terminal Type	Shell Size	Insert Type	Dash Number	Catalog Number
Mod II	Crimp	12	Pin Socket	354PN 354SN	ZP-12-354PN ZP-12-354SN
Mod III	Crimp	12	Pin Socket	654PN 654SN	★ ★

Qty.	Size (AWG)	Service Voltage Rating
7	12	◆ A



Grounding Contact Termination Symbol			Contact Symbols											
Solder Well	Pressure	Crimp	18	16	12	10	8	4	1/0	4/0	350 MCM	500 MCM	646-777	
			Wire Size AWG.	18	16	12	10	8	4	1/0	4/0	350 MCM	500 MCM	646-777
			Metric	0.75	1.5	4.0	6.0	10.0	25.0	50.0	120.00	185.00	240.00	300 - 400
◆	For non-circuit breaking service only.													
●	Small contacts disengage 1/8" before large contacts to provide time delay in control circuit.													
★	Pre-assembled insert should be ordered mounted in barrel.													