



Data Sheet



Product Category: RF SAW Filter

Part Number
803-RF930.5M-A

Package
3.8 x 3.8 SMD

Application
Wireless Communication

Last Modified
Sept. 03 2003

TYPE :
930.5 MHz RF Low Loss SAW Filter

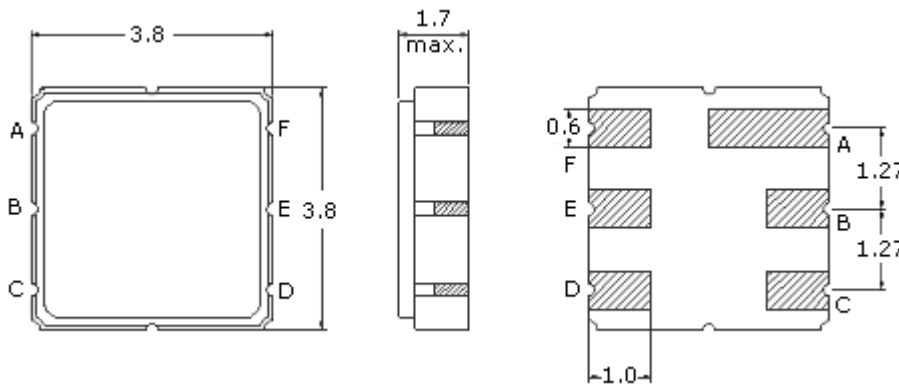


PART NUMBER :
803-RF930.5M-A

OPERATING CONDITIONS / ELECTRICAL CHARACTERISTICS

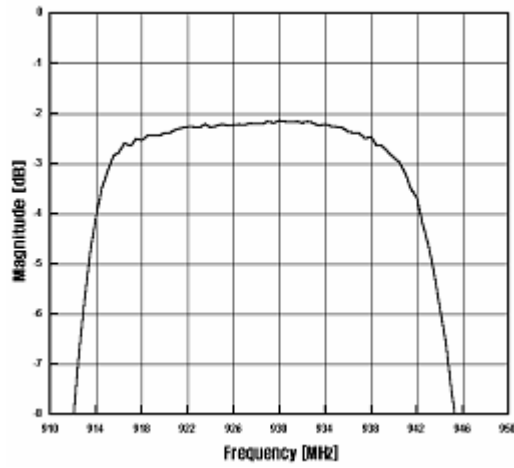
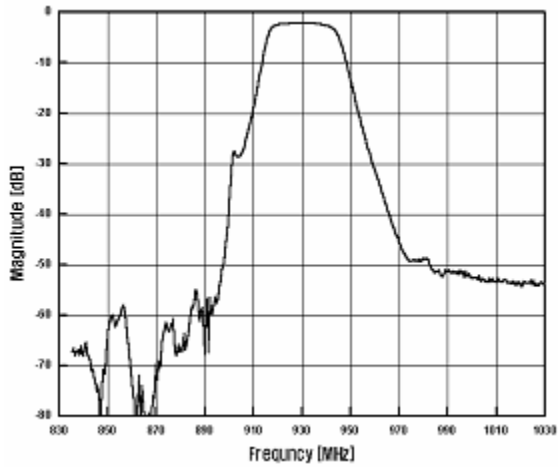
PARAMETERS	Condition	Minimum	Typical	Maximum	Units
Center Frequency (Fo)	-	-	930.5	-	MHz
Insertion Loss	928.5 ~ 932.5 MHz	-	2.2	3.0	dB
DC Voltage	-	-	-	5	V
Input Power	-	-	-	15	dBm
Operating Temperature	-	-30	-	+65	°C
Storage Temperature	-	-40	-	+85	°C
Ripple	928.5 ~ 932.5 MHz	-	0.3	1.0	dB
Stopband Attenuation	Fo -200.0 ~ Fo -40.8 MHz	50.0	55.0	-	dB
	Fo +50.0 ~ Fo +200.0 MHz	40.0	48.0	-	
VSWR	928.5 ~ 932.5 MHz	-	1.4	2.0	-
Terminating Impedance	-	-	50	-	ohm

* Maximum Rating (Ta=25°C)
** Custom SAW RF Filters available. Contact Oscilent for assistance.

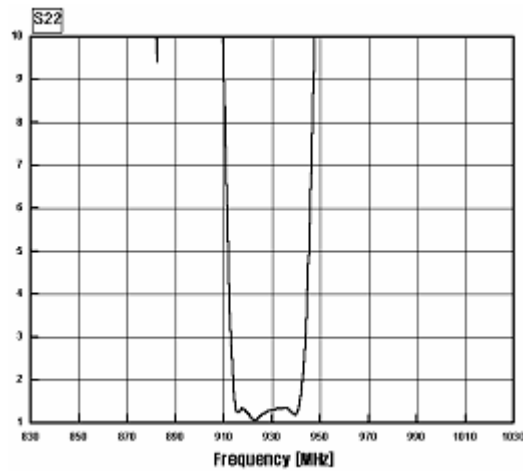
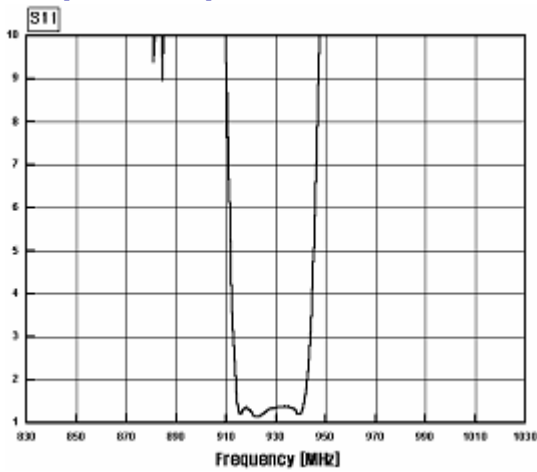


A	Ground
B	Input
C	Ground
D	Ground
E	Output
F	Ground

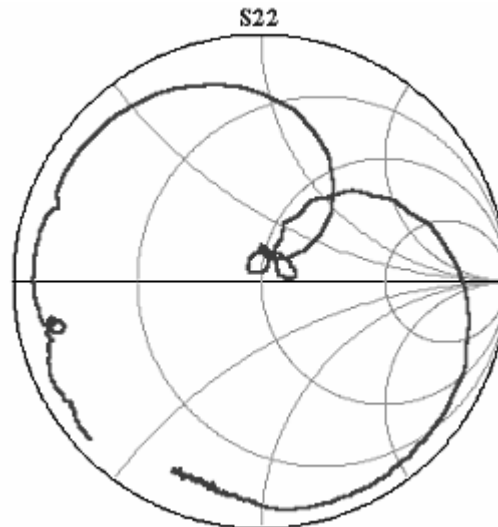
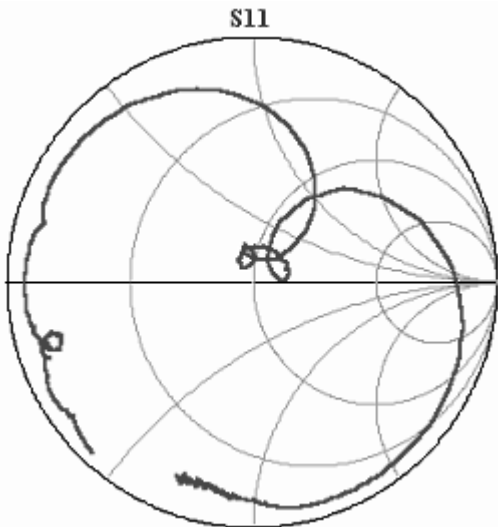
Frequency Reponse



VSWR (S11, S22)



Smith Chart



Oscilent Corporation - CALL **949.252.0522**
 17962 Sky Park Circle . Building D . Irvine . CA 92614 . USA
 Fax: 949.252.0599 . E-Mail: Sales@Oscilent.com

Part No.: 803-RF930.5M-A