

## FEATURES

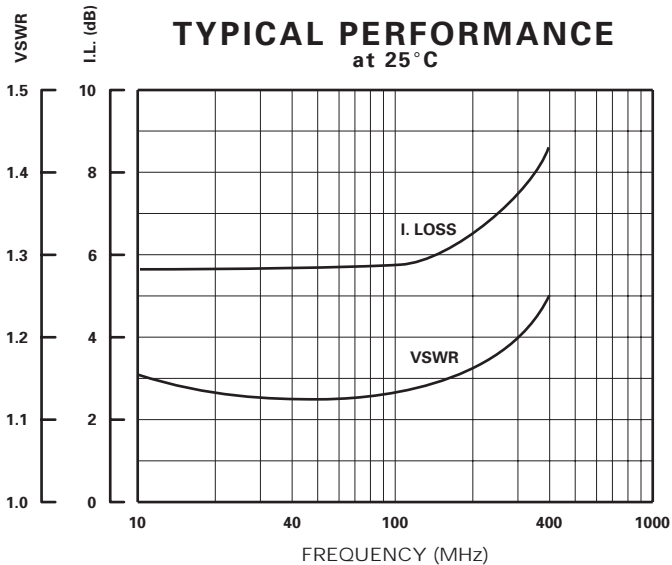
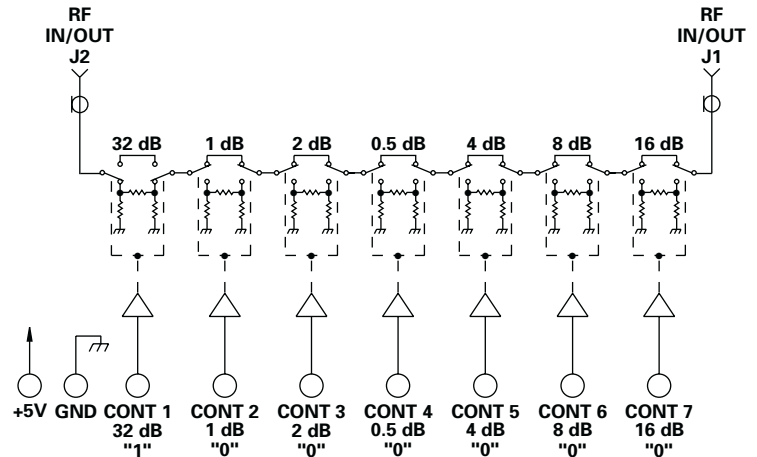
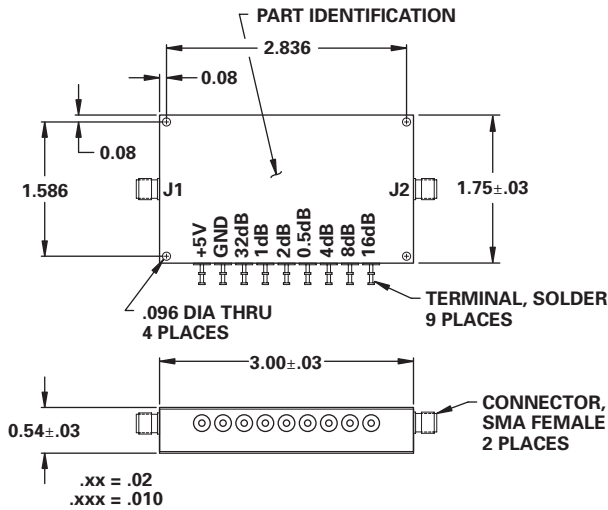
- 45 - 200 MHz
- 25 nSec Switching Speed
- 0.5 dB LSB, 63.5 dB Range
- TTL Control
- SMA Connectors
- See DA0617 for 38 Pin DIP Version
- See DA0717 for Surface Mount Version



MODEL NO.  
100C1757

## Schottky Diode 7 Section Attenuator

7 BIT



## GUARANTEED PERFORMANCE

Parameter	Min	Typ	Max	Units	Conditions
Operating Frequency	45		200	MHz	
DC Current		400	640	mA	At +5 VDC Supply
Control Type		TTL			7 Line Logic "0" = Thru Logic "1" = Attenuation
Control Current	High Low	0 -0.06	.025 -0.20	mA	V <sub>IH</sub> = +2.7 V V <sub>IL</sub> = +0.5 V
Insertion Loss		6 7	7 8	dB	45 - 150 MHz 150 - 200 MHz
Attenuation	LSB Range Accuracy	0	0.5 63.5	dB dB	0.5, 1, 2, 4, 8, 16, 32 ± (0.2 dB ±3% of Attenuation Setting in dB, 45 to 150 MHz) ± (0.2 dB ±5% of Attenuation Setting in dB, 150 to 200 MHz)
VSWR		1.15/1	1.35/1		
Impedance		50		OHMS	
Switching Speed		25	35	nSec	50% TTL to 90% / 10% RF
Transition (Rise/Fall) Time		7		nSec	90% / 10% or 10% / 90% RF
Switching (Video) Transients		50	150	mV	Peak Value
Intercept Points	2nd 3rd	+82 +34		dBm dBm	
RF Power	Operate No Damage	+13 +20	+10 +20	dBm dBm	0.1 dB Compression
Operating Temperature		-55	+25	+85	°C TA