

# Frequency Synthesizer

KSN-960A-219+

50Ω 900 to 960 MHz

## The Big Deal

- Low phase noise and spurious
- Robust design and construction
- Small size 0.80" x 0.58" x 0.15"



CASE STYLE: DK1042

## Product Overview

The KSN-960A-219+ is a Frequency Synthesizer, designed to operate from 900 to 960 MHz for RFID reader application. The KSN-960A-219+ is packaged in a metal case (size of 0.80" x 0.58" x 0.15") to shield against unwanted signals and noise.

## Key Features

Feature	Advantages
Low phase noise and spurious: <ul style="list-style-type: none"><li>• Phase Noise: -104 dBc/Hz typ. @ 10 kHz offset</li><li>• Comparison Spurious: -91 dBc typ.</li><li>• Reference Spurious: -112 dBc typ.</li></ul>	Low phase noise and spurious improve system EVM (Error Vector Magnitude).
Robust design and construction	To enhance the robustness of KSN-960A-219+, each internal component is secured to the substrate with chip bonder, thereby eliminating the risk of tombstoning during subsequent solder reflow operations by the customer.
Small size, 0.80" x 0.58" x 0.15"	The small size enables the KSN-960A-219+ to be used in compact designs.



IF/RF MICROWAVE COMPONENTS • ISO 9001 ISO 14001 AS9100 CERTIFIED RoHS compliant  
P.O. Box 350166, Brooklyn, New York 11235-0003 (718) 934-4500 Fax (718) 332-4661



The Design Engineers Search Engine finds the model you need, Instantly • For detailed performance specs & shopping online see



Notes: 1. Performance and quality attributes and conditions not expressly stated in this specification sheet are intended to be excluded and do not form a part of this specification sheet. 2. Electrical specifications and performance data contained herein are based on Mini-Circuit's applicable established test performance criteria and measurement instructions. 3. The parts covered by this specification sheet are subject to Mini-Circuits standard limited warranty and terms and conditions (collectively, "Standard Terms"); Purchasers of this part are entitled to the rights and benefits contained therein. For a full statement of the Standard Terms and the exclusive rights and remedies thereunder, please visit Mini-Circuits' website at [www.minicircuits.com/MCLStore/terms.jsp](http://www.minicircuits.com/MCLStore/terms.jsp).

50Ω 900 to 960 MHz

### Features

- Integrated VCO + PLL
- Low phase noise and spurious
- Robust design and construction
- Low operating voltage (VCC VCO=+5V, VCC PLL=+3.3V)
- Small size 0.80" x 0.58" x 0.15"

### Applications

- RFID reader

### General Description

The KSN-960A-219+ is a Frequency Synthesizer, designed to operate from 900 to 960 MHz for RFID reader application. The KSN-960A-219+ is packaged in a metal case (size of 0.80" x 0.58" x 0.15") to shield against unwanted signals and noise. To enhance the robustness of KSN-960A-219+, each internal component is secured to the substrate with chip bonder, thereby eliminating the risk of tombstoning during subsequent solder reflow operations by the customer.

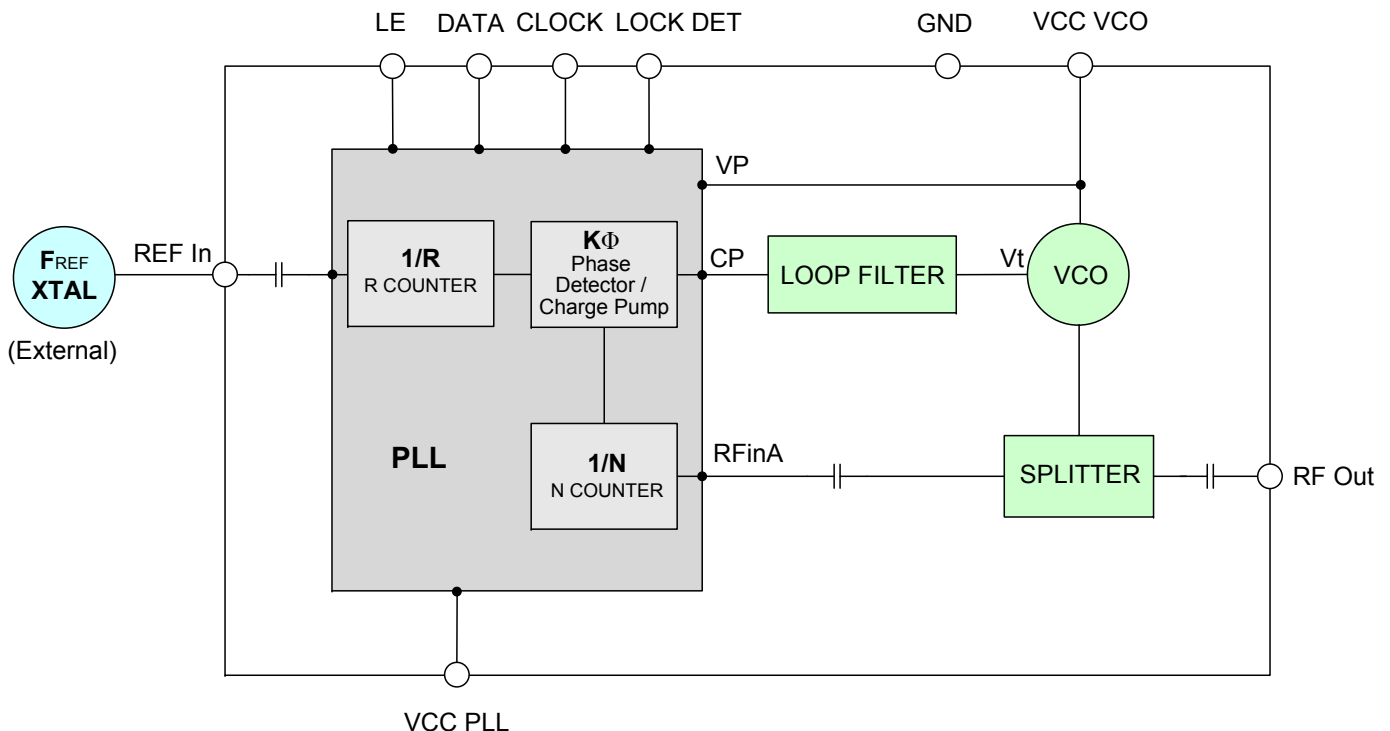


CASE STYLE: DK1042  
PRICE: \$29.95 ea. QTY (1-9)

+ RoHS compliant in accordance with EU Directive (2002/95/EC)

The +Suffix has been added in order to identify RoHS Compliance. See our web site for RoHS Compliance methodologies and qualifications.

### Simplified Schematic



IF/RF MICROWAVE COMPONENTS • ISO 9001 ISO 14001 AS 9100 CERTIFIED RoHS compliant  
P.O. Box 350166, Brooklyn, New York 11235-0003 (718) 934-4500 Fax (718) 332-4661



The Design Engineers Search Engine finds the model you need, Instantly • For detailed performance specs & shopping online see



Notes: 1. Performance and quality attributes and conditions not expressly stated in this specification sheet are intended to be excluded and do not form a part of this specification sheet. 2. Electrical specifications and performance data contained herein are based on Mini-Circuit's applicable established test performance criteria and measurement instructions. 3. The parts covered by this specification sheet are subject to Mini-Circuits standard limited warranty and terms and conditions (collectively, "Standard Terms"); Purchasers of this part are entitled to the rights and benefits contained therein. For a full statement of the Standard Terms and the exclusive rights and remedies thereunder, please visit Mini-Circuits' website at [www.minicircuits.com/MCLStore/terms.jsp](http://www.minicircuits.com/MCLStore/terms.jsp).

**Electrical Specifications** (over operating temperature -40°C to +85°C)

Parameters	Test Conditions	Min.	Typ.	Max.	Units	
Frequency Range	-	900	-	960	MHz	
Step Size	-	-	50	-	kHz	
Settling Time	Within ± 1 kHz	-	6	-	mSec	
Output Power	-	+1	+4.2	+5.5	dBm	
SSB Phase Noise	@ 100 Hz offset	-	-77	-	dBc/Hz	
	@ 1 kHz offset	-	-74	-68		
	@ 10 kHz offset	-	-104	-97		
	@ 100 kHz offset	-	-128	-114		
	@ 1 MHz offset	-	-151	-142		
Integrated SSB Phase Noise	@ 100 Hz to 100 kHz	-	-40	-	dBc	
Reference Spurious Suppression	Ref. Freq. 8 MHz	-	-112	-86	dBc	
Comparison Spurious Suppression	Step Size 50 kHz	-	-91	-64		
Non - Harmonic Spurious Suppression	-	-	-90	-		
Harmonic Suppression	-	-	-21	-14		
VCO Supply Voltage	+5.00	+4.50	+5.00	+5.50	V	
PLL Supply Voltage	+3.30	+3.15	+3.30	+3.45		
VCO Supply Current	-	-	19	25	mA	
PLL Supply Current	-	-	6	13		
Reference Input (External)	Frequency	8 (square wave)	-	8	-	MHz
	Amplitude	1	-	1	-	V <sub>P-P</sub>
	Input impedance	-	-	100	-	KΩ
	Phase Noise @ 1 kHz offset	-	-	-140	-	dBc/Hz
RF Output port Impedance	-	-	50	-	Ω	
Input Logic Level	Input high voltage	-	2.80	-	-	V
	Input low voltage	-	-	-	0.60	V
Digital Lock Detect	Locked	-	2.75	-	3.45	V
	Unlocked	-	-	-	0.40	V
Frequency Synthesizer PLL	-	ADF4118				
PLL Programming	-	3-wire serial 3.3V CMOS				
Register Map @ 960 MHz	F_Register	-	(MSB) X0XXX00000X0010010010 (LSB)			
	N_Register	-	(MSB) 100010010110000000001 (LSB)			
	R_Register	-	(MSB) 1XXXX0000001010000000 (LSB)			

**Absolute Maximum Ratings**

Parameters	Ratings
VCO Supply Voltage	6.5V
PLL Supply Voltage	6.5V
VCO Supply Voltage to PLL Supply Voltage	-0.3V to +5.5V
Reference Frequency Voltage	-0.3Vmin, Vcc PLL +3.3Vmax
Data, Clock, LE Levels	-0.3Vmin, Vcc PLL +3.3Vmax
Operating Temperature	-40°C to +85°C
Storage Temperature	-55°C to +100°C

Permanent damage may occur if any of these limits are exceeded



IF/RF MICROWAVE COMPONENTS • ISO 9001 ISO 14001 AS9100 CERTIFIED RoHS compliant  
 P.O. Box 350166, Brooklyn, New York 11235-0003 (718) 934-4500 Fax (718) 332-4661

The Design Engineers Search Engine finds the model you need, Instantly • For detailed performance specs & shopping online see [minicircuits.com](http://minicircuits.com)

Notes: 1. Performance and quality attributes and conditions not expressly stated in this specification sheet are intended to be excluded and do not form a part of this specification sheet. 2. Electrical specifications and performance data contained herein are based on Mini-Circuit's applicable established test performance criteria and measurement instructions. 3. The parts covered by this specification sheet are subject to Mini-Circuits standard limited warranty and terms and conditions (collectively, "Standard Terms"); Purchasers of this part are entitled to the rights and benefits contained therein. For a full statement of the Standard Terms and the exclusive rights and remedies thereunder, please visit Mini-Circuits' website at [www.minicircuits.com/MCLStore/terms.jsp](http://www.minicircuits.com/MCLStore/terms.jsp).

Typical Performance Data

FREQUENCY (MHz)	POWER OUTPUT (dBm)			VCO CURRENT (mA)			PLL CURENT (mA)		
	-45°C	+25°C	+85°C	-45°C	+25°C	+85°C	-45°C	+25°C	+85°C
	900	4.34	4.65	4.67	18.41	19.63	20.25	4.80	6.90
910	4.41	4.69	4.68	18.38	19.62	20.24	4.80	6.90	7.49
920	4.38	4.63	4.59	18.29	19.55	20.20	4.79	6.89	7.48
930	4.25	4.47	4.41	18.13	19.44	20.13	4.79	6.90	7.49
940	4.03	4.27	4.25	17.98	19.34	20.07	4.80	6.90	7.49
950	3.79	4.09	4.14	17.86	19.25	20.02	4.81	6.91	7.50
960	3.60	3.97	4.07	17.78	19.18	19.97	4.80	6.91	7.50

FREQUENCY (MHz)	HARMONICS (dBc)					
	F2			F3		
	-45°C	+25°C	+85°C	-45°C	+25°C	+85°C
900	-18.41	-19.00	-19.44	-30.94	-32.29	-33.94
910	-19.37	-19.74	-20.16	-30.95	-32.69	-34.63
920	-20.17	-20.66	-21.21	-30.26	-31.95	-34.10
930	-21.03	-21.69	-22.32	-32.23	-34.07	-36.26
940	-20.98	-21.80	-22.40	-31.94	-34.36	-36.76
950	-21.70	-22.34	-22.80	-33.31	-35.57	-37.99
960	-22.35	-22.85	-23.15	-34.79	-37.15	-39.64

FREQUENCY (MHz)	PHASE NOISE (dBc/Hz) @OFFSETS				
	+25°C				
	100Hz	1kHz	10kHz	100kHz	1MHz
900	-79.56	-75.96	-107.27	-131.51	-154.25
910	-79.01	-74.92	-106.10	-129.49	-153.34
920	-77.44	-74.12	-105.02	-129.39	-152.33
930	-79.10	-74.40	-103.25	-128.69	-150.82
940	-78.10	-72.24	-102.69	-128.67	-149.66
950	-79.21	-72.21	-102.41	-127.42	-148.74
960	-77.30	-72.10	-102.17	-127.61	-148.50

FREQUENCY (MHz)	PHASE NOISE (dBc/Hz) @OFFSETS				
	-45°C				
	100Hz	1kHz	10kHz	100kHz	1MHz
900	-77.09	-77.23	-107.04	-133.04	-155.44
910	-80.68	-74.99	-105.95	-131.03	-154.95
920	-77.89	-74.96	-105.09	-133.25	-154.46
930	-77.23	-73.13	-103.48	-131.62	-153.11
940	-76.35	-73.20	-102.68	-130.30	-151.47
950	-77.38	-71.91	-102.28	-128.36	-149.58
960	-78.30	-72.39	-101.82	-128.37	-149.18

FREQUENCY (MHz)	PHASE NOISE (dBc/Hz) @OFFSETS				
	+85°C				
	100Hz	1kHz	10kHz	100kHz	1MHz
900	-78.84	-74.65	-105.81	-130.52	-152.37
910	-76.83	-74.44	-104.67	-127.94	-151.09
920	-78.06	-74.82	-103.11	-128.22	-150.11
930	-76.86	-73.71	-102.37	-125.84	-149.01
940	-76.82	-73.18	-101.92	-123.73	-148.30
950	-77.26	-71.92	-101.62	-122.57	-147.84
960	-75.96	-72.43	-101.80	-124.53	-147.50



IF/RF MICROWAVE COMPONENTS • ISO 9001 ISO 14001 AS9100 CERTIFIED RoHS compliant  
 P.O. Box 350166, Brooklyn, New York 11235-0003 (718) 934-4500 Fax (718) 332-4661



The Design Engineers Search Engine finds the model you need, Instantly • For detailed performance specs & shopping online see



Notes: 1. Performance and quality attributes and conditions not expressly stated in this specification sheet are intended to be excluded and do not form a part of this specification sheet. 2. Electrical specifications and performance data contained herein are based on Mini-Circuit's applicable established test performance criteria and measurement instructions. 3. The parts covered by this specification sheet are subject to Mini-Circuits standard limited warranty and terms and conditions (collectively, "Standard Terms"); Purchasers of this part are entitled to the rights and benefits contained therein. For a full statement of the Standard Terms and the exclusive rights and remedies thereunder, please visit Mini-Circuits' website at [www.minicircuits.com/MCLStore/terms.jsp](http://www.minicircuits.com/MCLStore/terms.jsp).

COMPARISON SPURIOUS ORDER	COMPARISON SPURIOUS @Fcarrier 900MHz+(n*Fcomparison) (dBc) note 1			COMPARISON SPURIOUS @Fcarrier 930MHz+(n*Fcomparison) (dBc) note 1			COMPARISON SPURIOUS @Fcarrier 960MHz+(n*Fcomparison) (dBc) note 1		
	-45°C	+25°C	+85°C	-45°C	+25°C	+85°C	-45°C	+25°C	+85°C
n									
-5	-103.92	-105.86	-116.05	-112.29	-107.14	-100.86	-106.18	-108.87	-102.59
-4	-97.76	-100.17	-110.87	-103.70	-104.46	-99.00	-102.87	-100.88	-96.79
-3	-96.56	-96.68	-106.20	-102.46	-100.66	-94.68	-105.97	-102.19	-94.40
-2	-99.70	-99.01	-104.31	-110.64	-98.98	-91.96	-104.66	-107.23	-93.53
-1	-90.07	-91.43	-97.79	-96.78	-94.54	-83.73	-92.33	-91.95	-80.15
0 note 2	-	-	-	-	-	-	-	-	-
+1	-90.17	-90.68	-100.25	-96.10	-94.51	-84.61	-93.33	-91.07	-80.40
+2	-98.46	-97.71	-108.56	-108.58	-98.92	-92.51	-103.18	-107.84	-92.83
+3	-94.74	-94.89	-103.29	-99.85	-98.54	-96.87	-111.61	-105.41	-95.97
+4	-95.94	-98.58	-108.45	-100.24	-104.50	-100.40	-105.37	-104.53	-98.22
+5	-102.48	-103.91	-114.28	-106.63	-105.98	-100.74	-110.25	-110.43	-104.79

Note 1: Comparison frequency 50 kHz

Note 2: All spurs are referenced to carrier signal (n=0).

REFERENCE SPURIOUS ORDER	REFERENCE SPURIOUS @Fcarrier 900MHz+(n*Freference) (dBc) note 3			REFERENCE SPURIOUS @Fcarrier 930MHz+(n*Freference) (dBc) note 3			REFERENCE SPURIOUS @Fcarrier 960MHz+(n*Freference) (dBc) note 3		
	-45°C	+25°C	+85°C	-45°C	+25°C	+85°C	-45°C	+25°C	+85°C
n									
-5	-128.62	-132.07	-130.43	-132.79	-131.92	-130.06	-128.15	-131.44	-131.03
-4	-132.72	-131.94	-130.65	-133.12	-131.01	-129.86	-124.84	-131.81	-131.13
-3	-130.11	-131.08	-132.14	-131.50	-131.80	-130.25	-123.33	-129.27	-123.88
-2	-126.64	-126.57	-131.25	-120.17	-121.53	-123.15	-109.10	-111.86	-114.02
-1	-116.43	-119.96	-121.50	-109.17	-105.88	-104.66	-103.75	-106.20	-106.21
0 note 4	-	-	-	-	-	-	-	-	-
+1	-115.23	-112.71	-117.92	-126.44	-116.59	-112.81	-108.62	-111.90	-111.86
+2	-125.64	-132.13	-130.30	-120.97	-119.65	-117.25	-110.92	-112.57	-116.50
+3	-130.83	-129.82	-130.74	-128.29	-125.44	-125.98	-124.34	-122.27	-120.53
+4	-130.60	-132.32	-130.55	-131.42	-132.62	-130.64	-116.71	-121.55	-125.36
+5	-127.11	-132.80	-131.67	-133.08	-133.03	-133.22	-121.58	-126.56	-123.42

Note 3: Reference frequency 8 MHz

Note 4: All spurs are referenced to carrier signal (n=0).



IF/RF MICROWAVE COMPONENTS • ISO 9001 ISO 14001 AS9100 CERTIFIED RoHS compliant  
 P.O. Box 350166, Brooklyn, New York 11235-0003 (718) 934-4500 Fax (718) 332-4661

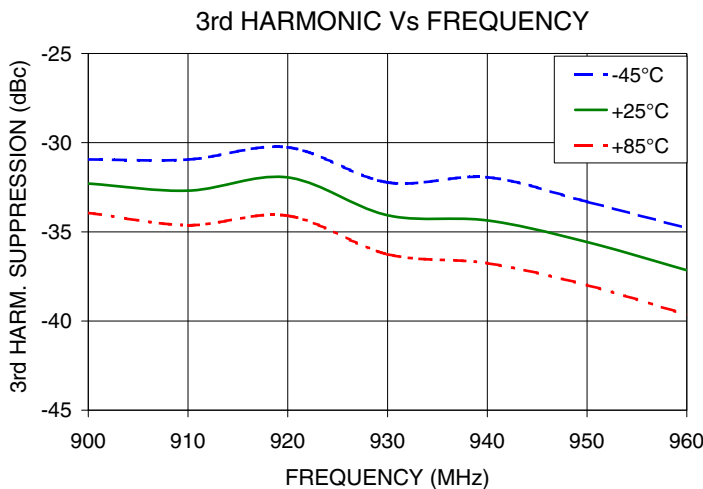
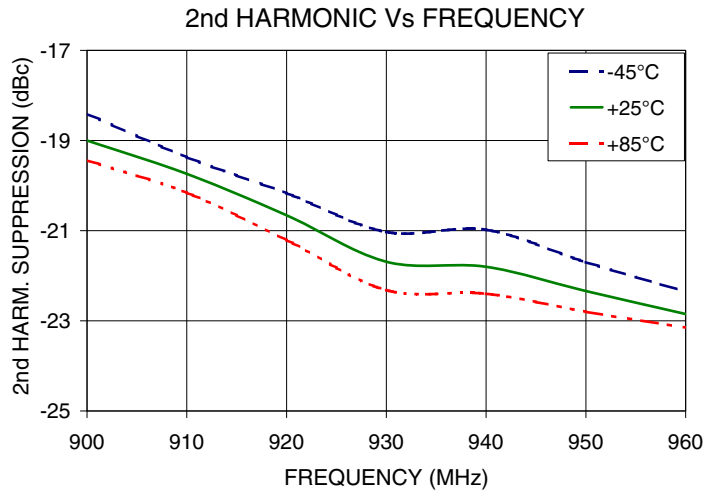
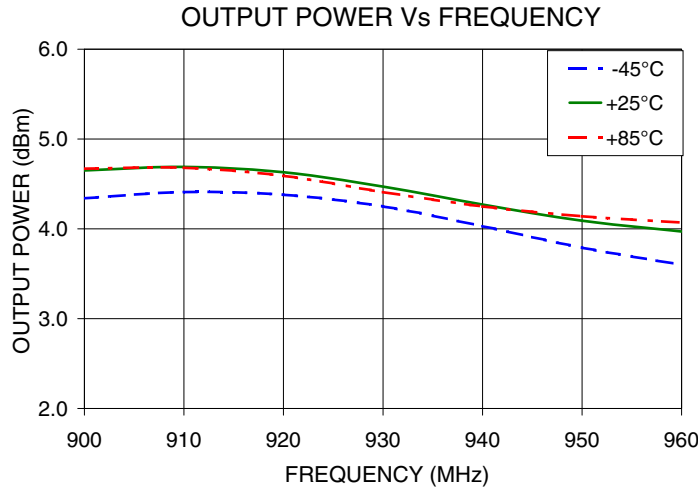


The Design Engineers Search Engine finds the model you need, Instantly • For detailed performance specs & shopping online see



Notes: 1. Performance and quality attributes and conditions not expressly stated in this specification sheet are intended to be excluded and do not form a part of this specification sheet. 2. Electrical specifications and performance data contained herein are based on Mini-Circuit's applicable established test performance criteria and measurement instructions. 3. The parts covered by this specification sheet are subject to Mini-Circuits standard limited warranty and terms and conditions (collectively, "Standard Terms"); Purchasers of this part are entitled to the rights and benefits contained therein. For a full statement of the Standard Terms and the exclusive rights and remedies thereunder, please visit Mini-Circuits' website at [www.minicircuits.com/MCLStore/terms.jsp](http://www.minicircuits.com/MCLStore/terms.jsp).

Typical Performance Curves



IF/RF MICROWAVE COMPONENTS • ISO 9001 ISO 14001 AS9100 CERTIFIED RoHS compliant  
 P.O. Box 350166, Brooklyn, New York 11235-0003 (718) 934-4500 Fax (718) 332-4661

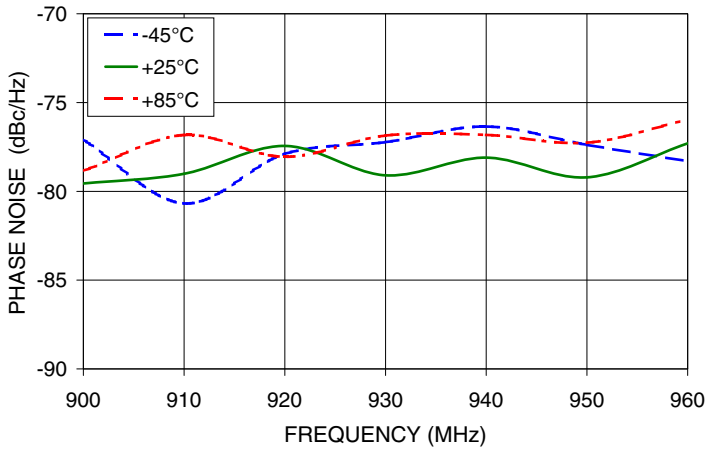


The Design Engineers Search Engine finds the model you need, Instantly • For detailed performance specs & shopping online see

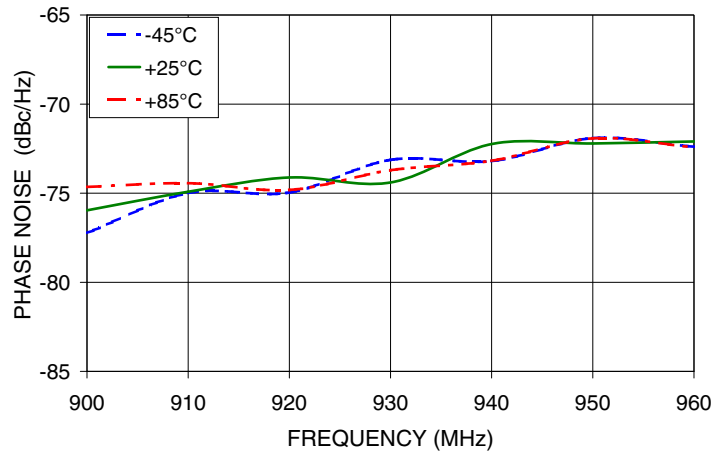


Notes: 1. Performance and quality attributes and conditions not expressly stated in this specification sheet are intended to be excluded and do not form a part of this specification sheet. 2. Electrical specifications and performance data contained herein are based on Mini-Circuit's applicable established test performance criteria and measurement instructions. 3. The parts covered by this specification sheet are subject to Mini-Circuits standard limited warranty and terms and conditions (collectively, "Standard Terms"); Purchasers of this part are entitled to the rights and benefits contained therein. For a full statement of the Standard Terms and the exclusive rights and remedies thereunder, please visit Mini-Circuits' website at [www.minicircuits.com/MCLStore/terms.jsp](http://www.minicircuits.com/MCLStore/terms.jsp).

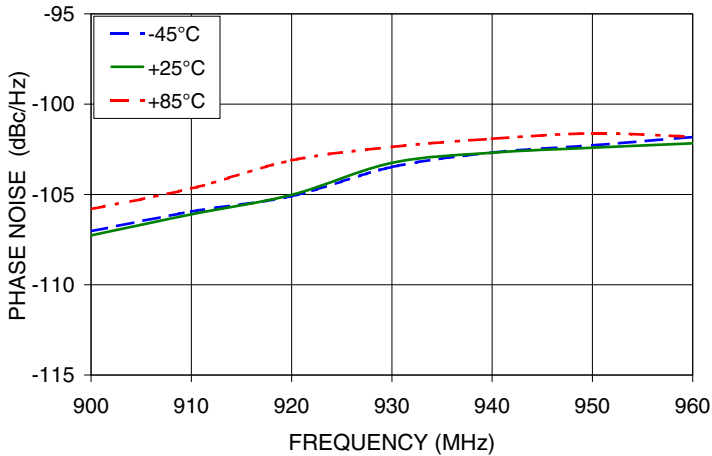
PHASE NOISE @100Hz offset



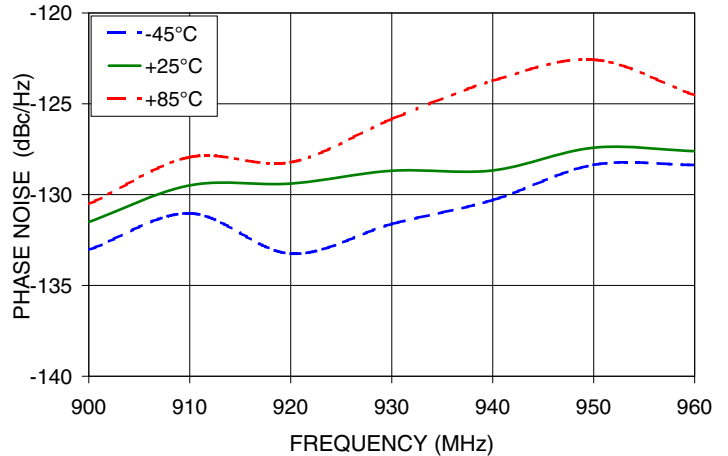
PHASE NOISE @1kHz offset



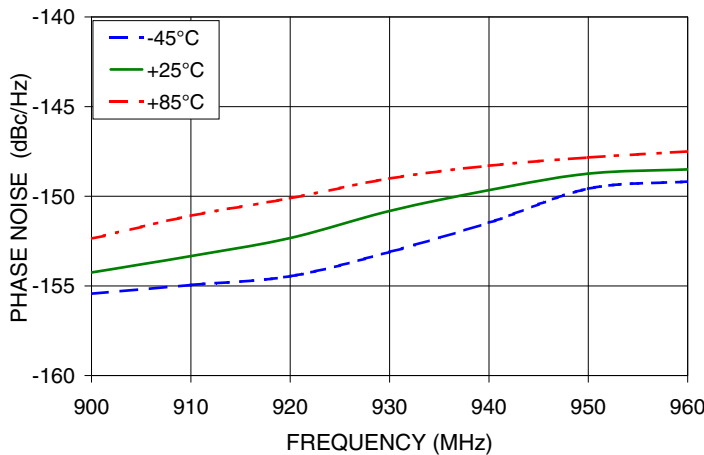
PHASE NOISE @10kHz offset



PHASE NOISE @100kHz offset



PHASE NOISE @1MHz offset



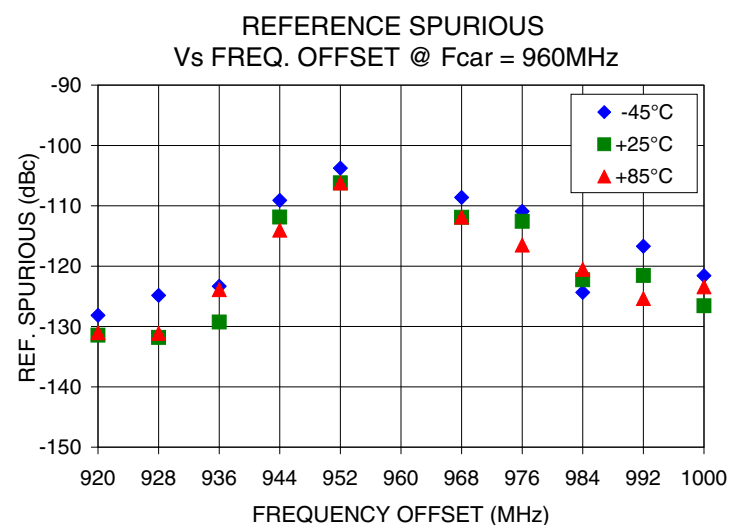
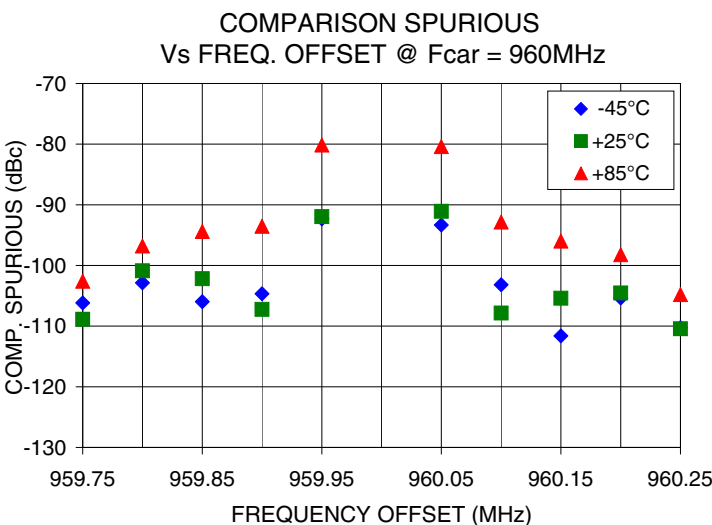
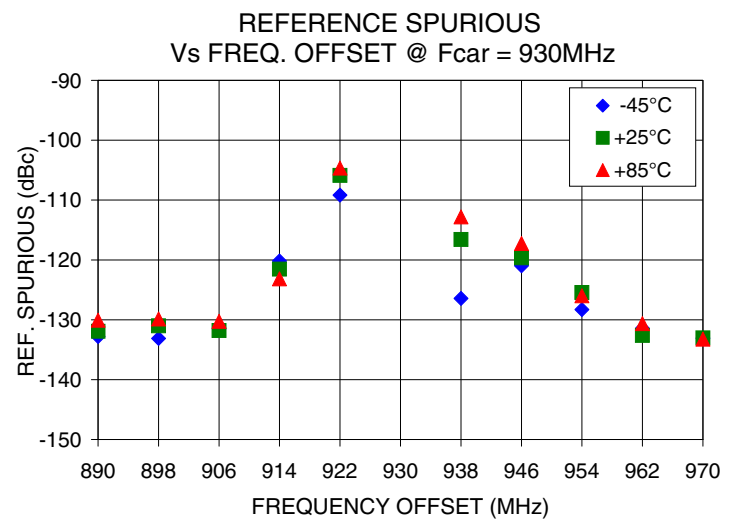
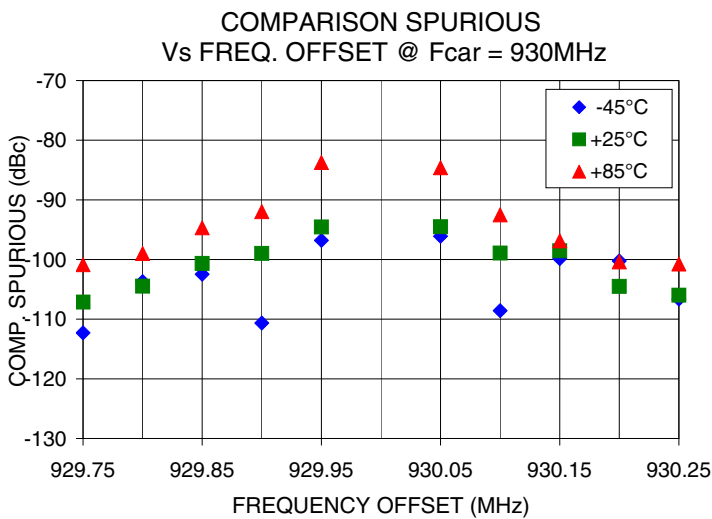
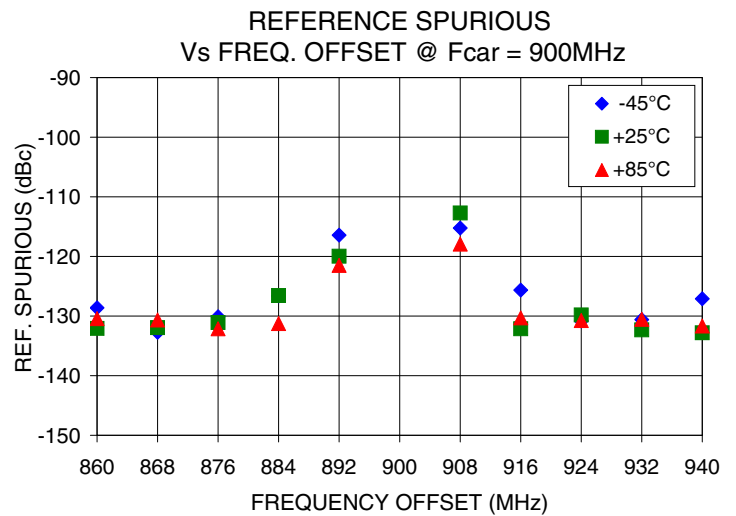
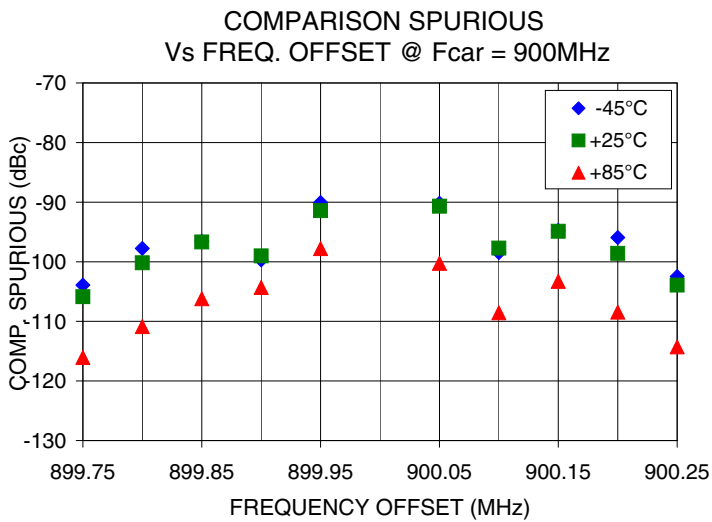
IF/RF MICROWAVE COMPONENTS • ISO 9001 ISO 14001 AS9100 CERTIFIED RoHS compliant  
 P.O. Box 350166, Brooklyn, New York 11235-0003 (718) 934-4500 Fax (718) 332-4661



The Design Engineers Search Engine finds the model you need, Instantly • For detailed performance specs & shopping online see



Notes: 1. Performance and quality attributes and conditions not expressly stated in this specification sheet are intended to be excluded and do not form a part of this specification sheet. 2. Electrical specifications and performance data contained herein are based on Mini-Circuit's applicable established test performance criteria and measurement instructions. 3. The parts covered by this specification sheet are subject to Mini-Circuits standard limited warranty and terms and conditions (collectively, "Standard Terms"); Purchasers of this part are entitled to the rights and benefits contained therein. For a full statement of the Standard Terms and the exclusive rights and remedies thereunder, please visit Mini-Circuits' website at [www.minicircuits.com/MCLStore/terms.jsp](http://www.minicircuits.com/MCLStore/terms.jsp).



IF/RF MICROWAVE COMPONENTS • ISO 9001 ISO 14001 AS9100 CERTIFIED RoHS compliant  
P.O. Box 350166, Brooklyn, New York 11235-0003 (718) 934-4500 Fax (718) 332-4661



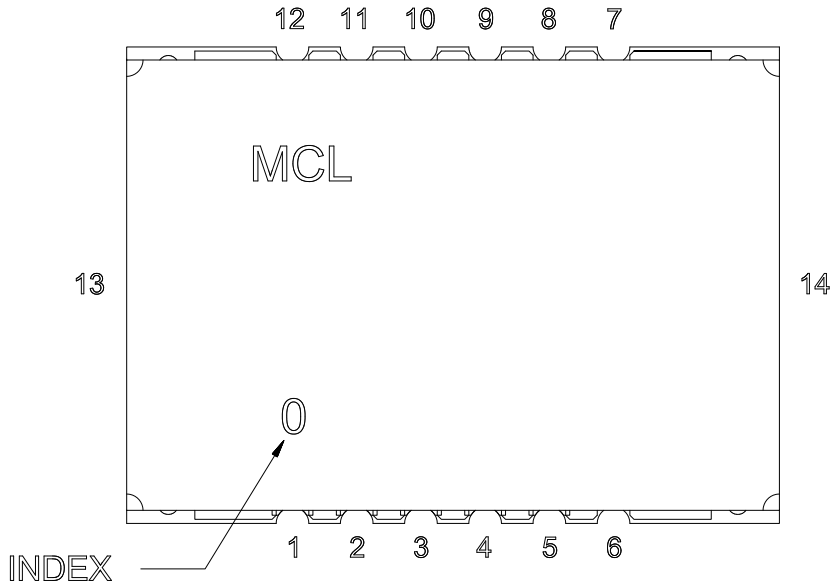
The Design Engineers Search Engine finds the model you need, Instantly • For detailed performance specs & shopping online see



Notes: 1. Performance and quality attributes and conditions not expressly stated in this specification sheet are intended to be excluded and do not form a part of this specification sheet. 2. Electrical specifications and performance data contained herein are based on Mini-Circuit's applicable established test performance criteria and measurement instructions. 3. The parts covered by this specification sheet are subject to Mini-Circuits standard limited warranty and terms and conditions (collectively, "Standard Terms"); Purchasers of this part are entitled to the rights and benefits contained therein. For a full statement of the Standard Terms and the exclusive rights and remedies thereunder, please visit Mini-Circuits' website at [www.minicircuits.com/MCLStore/terms.jsp](http://www.minicircuits.com/MCLStore/terms.jsp).



Pin Configuration

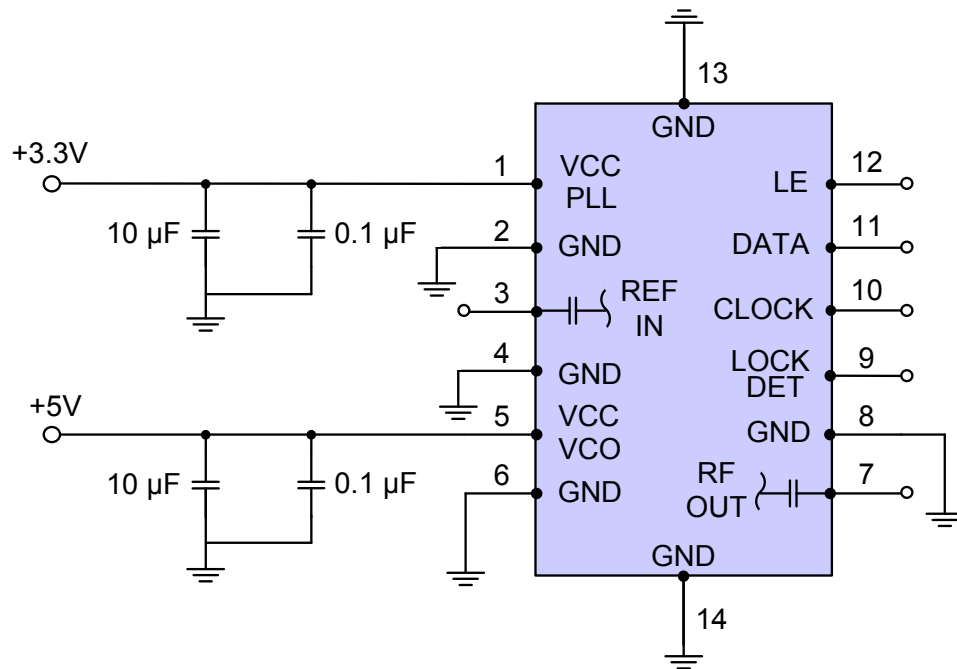


Pin Connection

Pin Number	Function
1	VCC PLL
2	GND
3	REF IN
4	GND
5	VCC VCO
6	GND
7	RF OUT
8	GND
9	LOCK DET
10	CLOCK
11	DATA
12	LE
13	GND
14	GND

Recommended Application Circuit

Note: REF IN and RF OUT ports are internally AC coupled.



IF/RF MICROWAVE COMPONENTS • ISO 9001 ISO 14001 AS9100 CERTIFIED RoHS compliant  
 P.O. Box 350166, Brooklyn, New York 11235-0003 (718) 934-4500 Fax (718) 332-4661

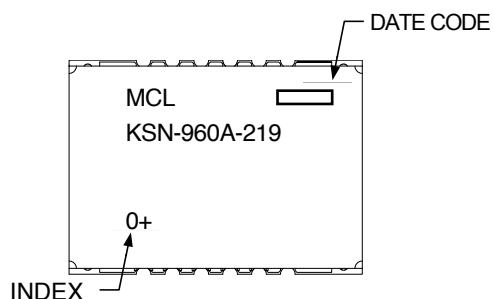


The Design Engineers Search Engine finds the model you need, Instantly • For detailed performance specs & shopping online see



Notes: 1. Performance and quality attributes and conditions not expressly stated in this specification sheet are intended to be excluded and do not form a part of this specification sheet. 2. Electrical specifications and performance data contained herein are based on Mini-Circuit's applicable established test performance criteria and measurement instructions. 3. The parts covered by this specification sheet are subject to Mini-Circuits standard limited warranty and terms and conditions (collectively, "Standard Terms"); Purchasers of this part are entitled to the rights and benefits contained therein. For a full statement of the Standard Terms and the exclusive rights and remedies thereunder, please visit Mini-Circuits' website at [www.minicircuits.com/MCLStore/terms.jsp](http://www.minicircuits.com/MCLStore/terms.jsp).

## Device Marking

**Additional Detailed Technical Information**

Additional information is available on our web site. To access this information enter the model number on our web site home page.

**Case Style:** DK1042

**Tape & Reel:** TR-F28

**Suggested Layout for PCB Design:** PL-249

**Evaluation Board:** TB-567-1+

**Environment Ratings:** ENV03T2



IF/RF MICROWAVE COMPONENTS • ISO 9001 ISO 14001 AS9100 CERTIFIED RoHS compliant  
P.O. Box 350166, Brooklyn, New York 11235-0003 (718) 934-4500 Fax (718) 332-4661



The Design Engineers Search Engine finds the model you need, Instantly • For detailed performance specs & shopping online see



Notes: 1. Performance and quality attributes and conditions not expressly stated in this specification sheet are intended to be excluded and do not form a part of this specification sheet. 2. Electrical specifications and performance data contained herein are based on Mini-Circuit's applicable established test performance criteria and measurement instructions. 3. The parts covered by this specification sheet are subject to Mini-Circuits standard limited warranty and terms and conditions (collectively, "Standard Terms"); Purchasers of this part are entitled to the rights and benefits contained therein. For a full statement of the Standard Terms and the exclusive rights and remedies thereunder, please visit Mini-Circuits' website at [www.minicircuits.com/MCLStore/terms.jsp](http://www.minicircuits.com/MCLStore/terms.jsp).