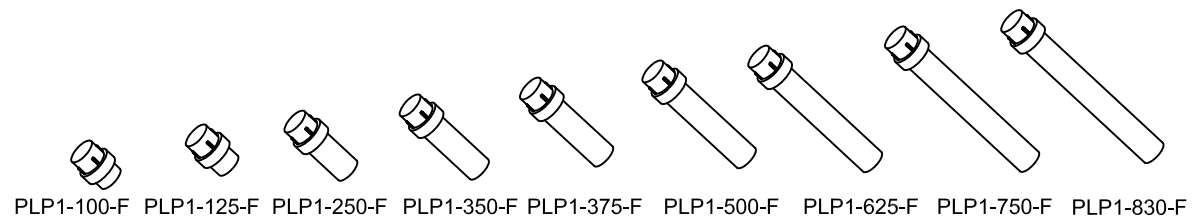
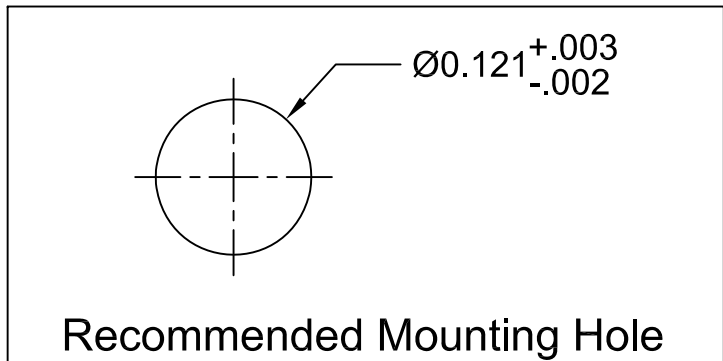
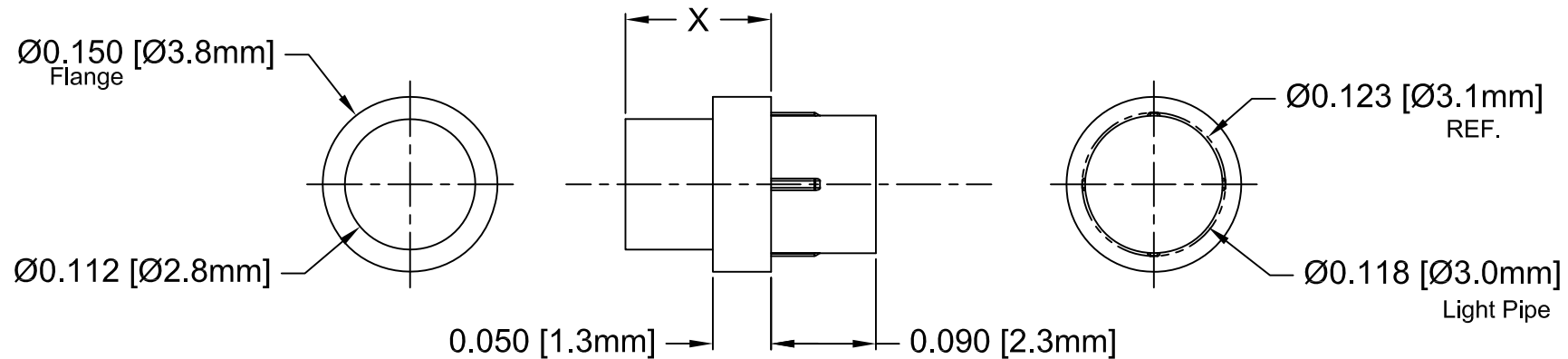


Part No.	X = Body Length
PLP1-100-F	0.100 ( 2.5mm )
PLP1-125-F	0.125 ( 3.2mm )
PLP1-250-F	0.250 ( 6.4mm )
PLP1-350-F	0.350 ( 8.9mm )
PLP1-375-F	0.375 ( 9.5mm )
PLP1-500-F	0.500 ( 12.7mm )
PLP1-625-F	0.625 ( 15.9mm )
PLP1-750-F	0.750 ( 19.0mm )
PLP1-830-F	0.830 ( 21.1mm )

REV.	DESCRIPTION	DATE	APPROVED
F	Changed "0.120" to "0.121".	05/27/04	M. C.
G	Removed Max.	08/12/04	M. C.
H	Added 0.100" and 0.830" Lengths.	07/26/07	M. C.
J	Corrected PLP1-100-F Picture Label	01/02/08	M. C.
K	Updated Rib Dimension	04/10/09	T. Y.



- MATERIAL: POLYCARBONATE, 94V-0, CLEAR. BIVAR MATERIAL CODE 47-CR. SAM YANG CORPORATION POLYCARBONATE 3025N2 CLEAR.
- GENERAL SPECIFICATIONS: BIVAR MOLDED COMPONENT SPECIFICATION BV00-E101.

STANDARD TOLERANCE ( UNLESS OTHERWISE SPECIFIED )		BIVAR®	
DECIMALS	ANGULAR	4 THOMAS, IRVINE, CA. 92618	
.X ± .1	X° ± 1°	TEL: (949) 951-8808 FAX: (949) 951-3974	
.XX ± .01		<b>TITLE:</b> PRESS-FIT, PANEL MOUNT, LIGHT PIPE, FLAT TOP	
.XXX ± .005		<b>PART NO:</b> PLP1-XXX-F	<b>REVISION:</b> K
<b>DESIGNED:</b> Michael Chen	<b>DATE:</b> 01/16/02	<b>CAGE CODE :</b> 32559	<b>SHEET #</b> 1 OF 1
<b>CHECKED:</b> E. M. Muldoon	<b>DATE:</b> 04/26/02	CAD GENERATED DOCUMENT, DO NOT MEASURE DRAWING.	