

High Frequency Ceramic Solutions

2450 MHz Directional Coupler

P/N 2450CP14B100

Detail Specification: 01/19/10

Page 1 of 2

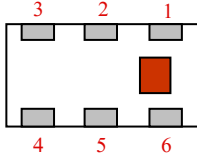
General Specifications

Part Number	2450CP14B100
Frequency (MHz)	2400 - 2500
Insertion Loss	0.34 dB max.
Return Loss	15.6 dB min.
Coupling	17.65 ± 1.0 dB
Isolation	25.0 dB min.

Impedance	50 Ω
Input Power	3 Watt max.
Operating Temperature	-40 to +85°C
Storage Temperature	-40 to +85°C
Reel Quantity	4,000

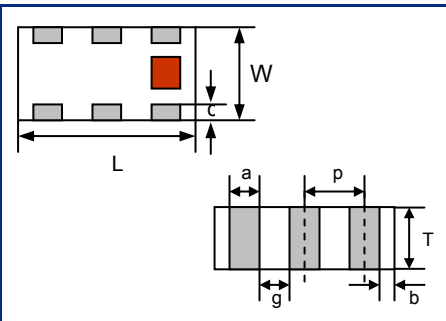
P/N Suffix	Packaging Style	Bulk	Suffix = S	Eg. 2450CP14B100S
		T & R	Suffix = E	Eg. 2450CP14B100E
	Termination Style	100% Tin	Suffix = None	Eg. 2450CP14B100(E or S)
		Tin / Lead	Suffix = /Pb	Eg. 2450CP14B100(E or S)/Pb

Terminal Configuration	
No.	Function
1	IN
2	GND
3	Coupled Out
4	Termination
5	GND
6	Main Out



Mechanical Dimensions

	In	mm
L	0.063 ± 0.004	1.60 ± 0.10
W	0.031 ± 0.004	0.80 ± 0.10
T	0.024 ± 0.004	0.60 ± 0.10
a	0.008 ± 0.004	0.20 ± 0.10
b	0.008 +.004/- .006	0.20 +0.1/-0.15
c	0.006 ± 0.004	0.15 ± 0.10
g	0.012 ± 0.004	0.30 ± 0.10
p	0.020 ± 0.002	0.50 ± 0.05

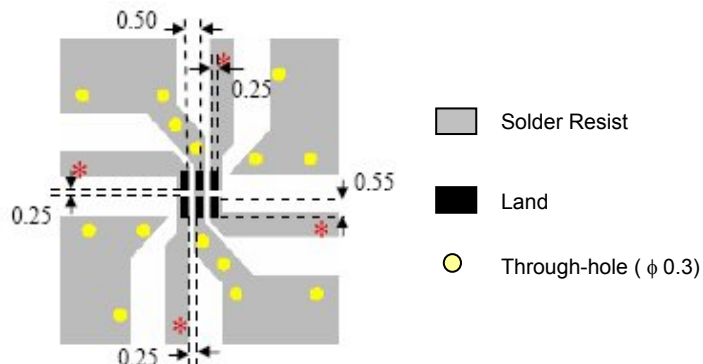


Mounting Considerations

Mount these devices with brown mark facing up.

* Line width should be designed to provide 50 ohm impedance, depending on PCB material and thickness

Units: mm



Johanson Technology, Inc. reserves the right to make design changes without notice.

All sales are subject to Johanson Technology, Inc. terms and conditions.



www.johansontechnology.com

4001 Calle Tecate • Camarillo, CA 93012 • TEL 805.389.1166 FAX 805.389.1821

2010 Johanson Technology, Inc. All Rights Reserved

High Frequency Ceramic Solutions

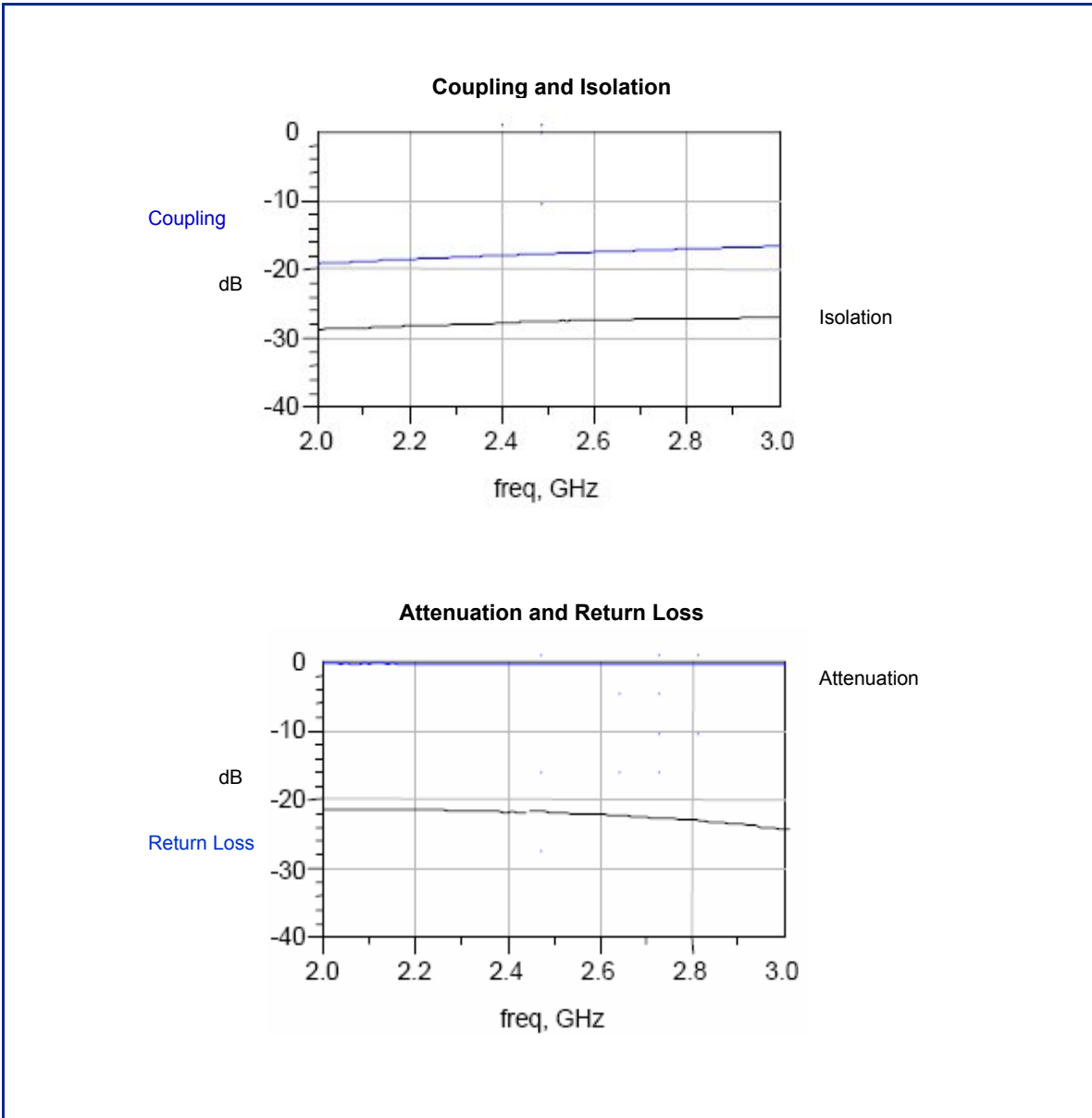
2450 MHz Directional Coupler

P/N 2450CP14B100

Detail Specification: 01/19/10

Page 2 of 2

Typical Electrical Performance (T=25°C)



Johanson Technology, Inc. reserves the right to make design changes without notice.

All sales are subject to Johanson Technology, Inc. terms and conditions.



www.johansontechnology.com

4001 Calle Tecate • Camarillo, CA 93012 • TEL 805.389.1166 FAX 805.389.1821

2010 Johanson Technology, Inc. All Rights Reserved