

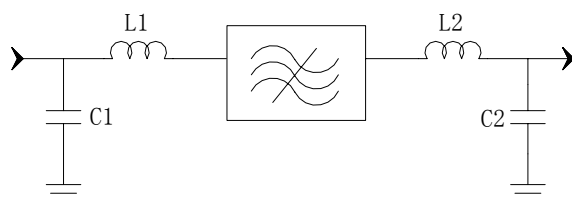
Specifications

Parameter	Unit	Minimum	Typical	Maximum
Center Frequency	MHz	151.23	151.31	151.39
Insertion Loss	dB		21.2	22.7
3 dB Bandwidth	MHz	2.46	2.53	
30 dB Bandwidth	MHz		3.22	3.26
40 dB Bandwidth	MHz		3.32	3.56
Passband Variation	dB		0.7	1
Absolute Delay	usec		3.44	
Phase Linearity($f_0 \pm 984\text{kHz}$)	deg		5	
Group Delay Variation($f_0 \pm 984\text{kHz}$)	nsec		250	300
Ultimate Rejection(out of $f_0 \pm 3\text{MHz}$)	dB	50	46	
Substrate Material		Quartz		
Ambient Temperature	°C	25		
Package Size		DIP2712 (27.0x12.8x4.7mm ³)		

Notes:

1. All specifications are based on the test circuit shown
2. In production, devices will be tested at room temperature to a guardbanded specification to ensure electrical compliance over temperature
3. Electrical margin has been built into the design to account for the variations due to temperature drift and manufacturing tolerances
4. This is the optimum impedance in order to achieve the performance show

Matching Configuration



L1=56nH L2=56nH

C1=56pF C2=56pF

Source/Load Impedance=50 ohm

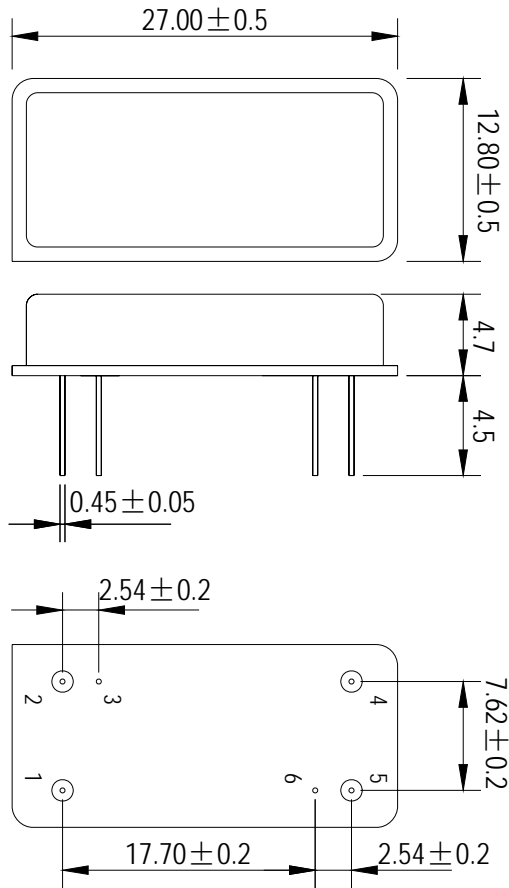
Notes - Component values may change depending on board layout.



SIPAT Co., Ltd.
(CETC No. 26 Research Institute)
Nanping Huayuan Road No. 14
Chongqing, China, 400060

Part Number	LBS15102		
Rev. Date	2005-4-28		
Rev.	1.0	Page 1/3	

Package Dimension



Pin1: input
Pin 5: output
Others:Grounded

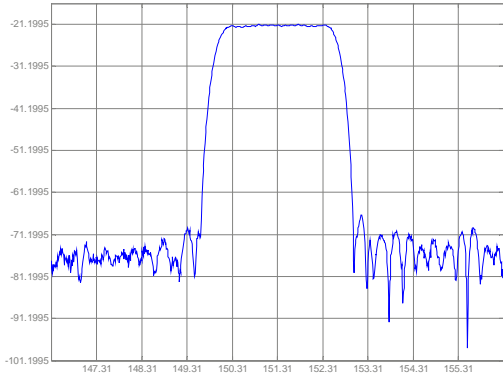


SIPAT Co., Ltd.
(CETC No. 26 Research Institute)
Nanping Huayuan Road No. 14
Chongqing, China, 400060

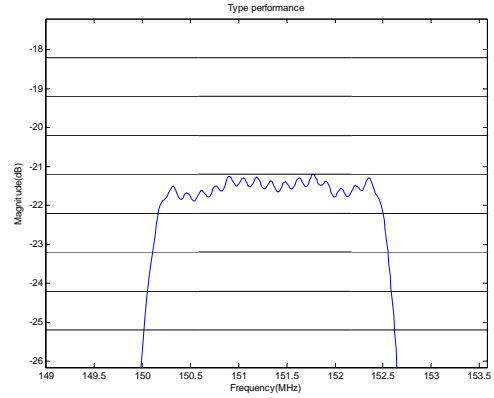
Part Number	LBS15102	
Rev. Date	2005-4-28	
Rev.	1.0	Page 2/3

Typical Performance

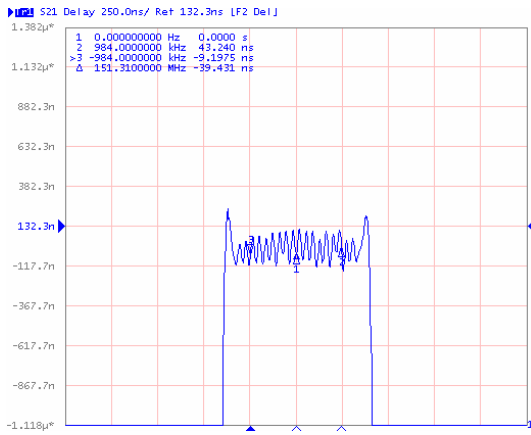
Frequency Respond



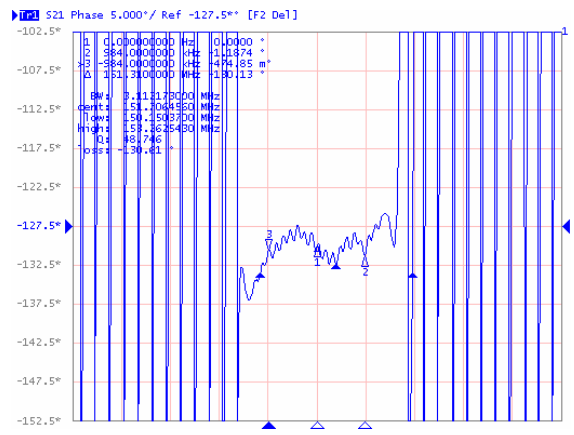
Passband Respond



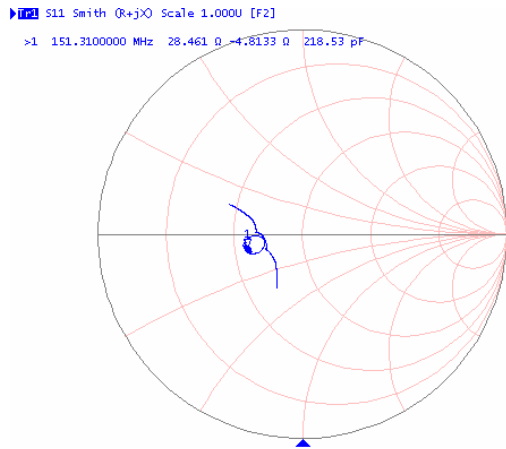
Group Delay Variation($f_0 \pm 984\text{kHz}$)



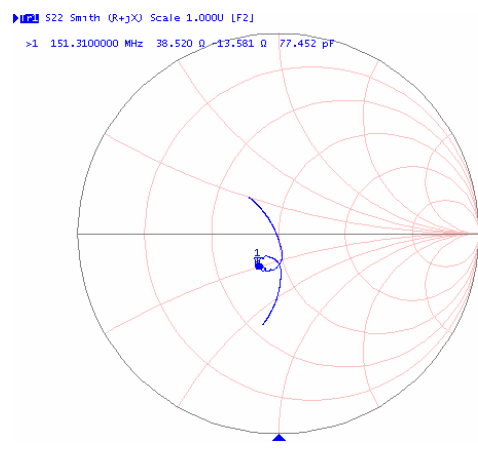
Phase Linearity($f_0 \pm 984\text{kHz}$)



Smith Chart S11



Smith Chart S22



SIPAT Co., Ltd.
(CETC No. 26 Research Institute)
Nanping Huayuan Road No. 14
Chongqing, China, 400060

Part Number

LBS15102

Rev. Date

2005-4-28

Rev.

1.0

Page 3/3