



25W AC-DC Triple Output Desktop

P25B-T series



■ Features :

- 2 pole AC inlet IEC320-C8
- Class II power (without earth pin)
- Protections: Short circuit / Overload / Over voltage / Over temp.
- Fully enclosed plastic case
- Fix switching frequency and regulation
- Topology: Top switch circuit
- LED indicator for power on
- Approvals: UL / CUL / TUV / CB / CE
- 1 year warranty

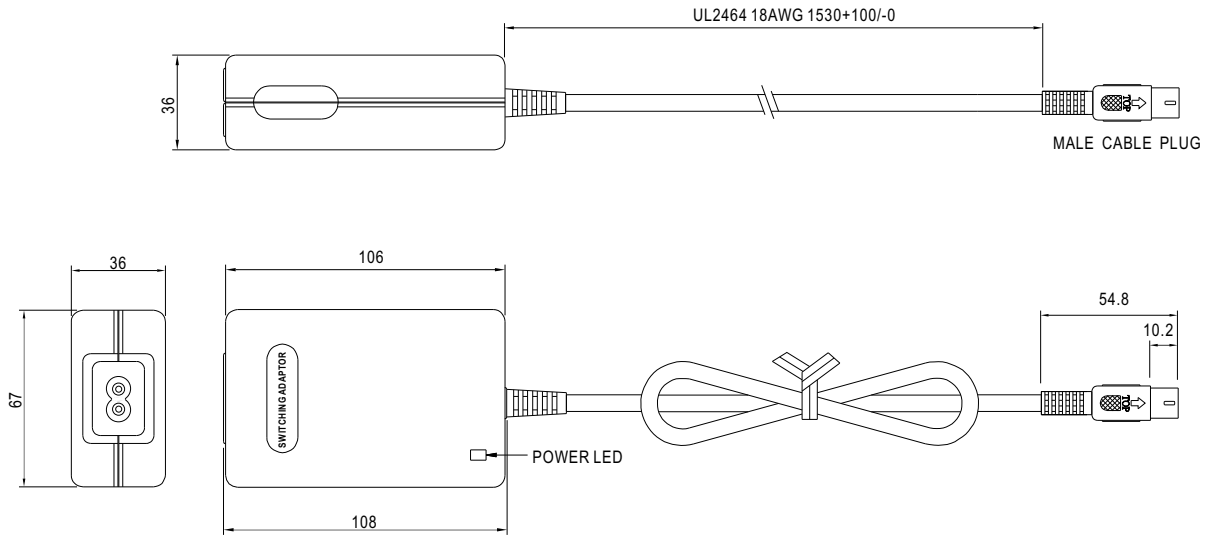


SPECIFICATION

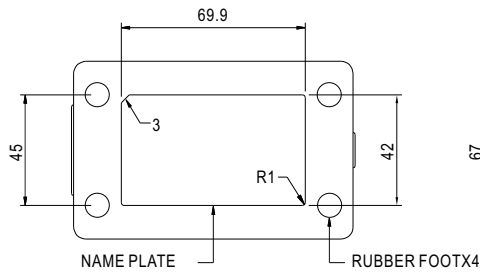
ORDER NO.	P25B13A-R1B	P25B13D-R1B	P25B14E-R1B
SAFETY MODEL NO.	PSU25B-13A	PSU25B-13D	PSU25B-14E
DC VOLTAGE Note.2	5V 12V -5V	5V 12V -12V	5V 15V -15V
RATED CURRENT	2.5A 0.8A 0.3A	2.5A 0.8A 0.3A	2.5A 0.5A 0.3A
CURRENT RANGE	0.5 ~ 2.5A 0.1 ~ 0.8A 0.1 ~ 0.3A	0.5 ~ 2.5A 0.1~0.8A 0.1~0.3A	0.5 ~ 2.5A 0.1 ~ 0.5A 0.1 ~ 0.3A
RATED POWER	25W	25W	25W
RIPPLE & NOISE (max.) Note.3	50mVp-p 100mVp-p 100mVp-p	50mVp-p 100mVp-p 100mVp-p	50mVp-p 100mVp-p 100mVp-p
VOLTAGE ADJ. RANGE	Fixed		
VOLTAGE TOLERANCE Note.4	±5.0% ±5.0% ±3.0%	±5.0% ±5.0% ±3.0%	±5.0% ±5.0% ±3.0%
LINE REGULATION Note.5	±1.0% ±1.0% ±1.0%	±1.0% ±1.0% ±1.0%	±1.0% ±1.0% ±1.0%
LOAD REGULATION Note.6	±4.0% ±4.0% ±2.0%	±4.0% ±4.0% ±2.0%	±4.0% ±4.0% ±2.0%
SETUP, RISE, HOLD UP TIME	200ms, 50ms, 16ms at full load		
VOLTAGE RANGE	90 ~ 264VAC 135 ~ 370VDC		
FREQUENCY RANGE	47 ~ 63Hz		
EFFICIENCY (Typ.)	70%	72%	74%
AC CURRENT	0.8A / 100VAC		
INRUSH CURRENT (max.)	60A / 230VAC		
LEAKAGE CURRENT (max.)	0.25mA / 240VAC		
OVERLOAD	115 ~ 200% rated output power Protection type : Hiccup mode, recovers automatically after fault condition is removed		
OVER VOLTAGE	+5V: 110 ~ 140% rated output voltage Protection type : Shut down o/p voltage, re-power on to recover		
OVER TEMPERATURE	IC1Tj135°C Protection type : Shut down o/p voltage, recovers automatically after temperature goes down		
WORKING TEMP.	0 ~ +40°C (Refer to output load derating curve)		
WORKING HUMIDITY	20% ~ 90% RH non-condensing		
STORAGE TEMP., HUMIDITY	-20 ~ +85°C, 10 ~ 95% RH		
TEMP. COEFFICIENT	±0.03% / °C (0 ~ 50°C)		
VIBRATION	10 ~ 500Hz, 2G 10min./1cycle, period for 60min. each along X, Y, Z axes		
SAFETY STANDARDS	UL1950, CSA22.2, EN60950-1 Approved		
WITHSTAND VOLTAGE	I/P-O/P:3KVAC		
ISOLATION RESISTANCE	I/P-O/P:100M Ohms / 500VDC / 25°C / 70% RH		
EMI CONDUCTION & RADIATION	Compliance to EN55022(CISPR22) Class B		
HARMONIC CURRENT	Compliance to EN61000-3-2,3		
EMS IMMUNITY	Compliance to EN61000-4-2,3,4,5,6,11, Light industry level, criteria A		
MTBF	520K hrs min. MIL-HDBK-217F(25°C)		
DIMENSION	108*67*36mm (L*W*H)		
PACKING	0.3kg ; 54pcs / 20kg / CARTON		
PLUG	Standard type R1B: DIN 5PIN for stock ; Other type available by customer requested		
CABLE	Standard type UL2464 18AWG*2C, 20AWG*2C with 5fts length for stock; Other type available by customer requested		
NOTE	<ol style="list-style-type: none"> 1.All parameters are specified at 230VAC input, rated load, 25°C 70% RH ambient. 2.DC voltage: The output voltage set at point measure by plug terminal & 50% load. 3.Ripple & noise are measured at 20MHz by using a 12" twisted pair terminated with a 0.1uf & 47uf capacitor. 4.Tolerance: includes set up tolerance, line regulation, load regulation. 5.Line regulation is measured from low line to high line at rated load. 6.Load regulation is measured from 20% to 100% rated load. 7.The power supply is considered a component which will be installed into a final equipment. The final equipment must be re-confirmed that it still meets EMC directives. 		

■ Mechanical Specification

Unit:mm



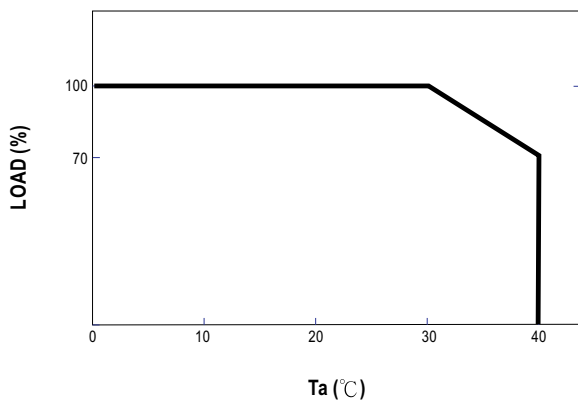
■ Plug Assignment



Standard plug: R1B (option)

PIN NO	OUTPUT
1	COM
2	COM
3	+5VDC
4	-Vout
5	+Vout

■ Derating Curve



■ Static Characteristics

