

# Using Permanent Magnet, High sensitivity Two Poles Signal Relay RSB RELAYS

## Features

- ◇ 2 pole relay suitable for signal circuit.
- ◇ High sensitive polarized relay.  
100mW pick-up power. (200mW Electric power consumption)
- ◇ 150mW Electric power consumption available.
- ◇ High reliability and long life.  
1 x 10<sup>8</sup>(mechanical life), 3 x 10<sup>5</sup>(2A 30VDC electrical life)
- ◇ High breakdown voltage.  
1,500VAC Between coil and contact.  
1,000VAC Between open contacts.
- ◇ Gold-clad Silver palladium contact available, too.
- ◇ Sealed construction.
- ◇ Approved by UL , CSA , BABT



Actual size

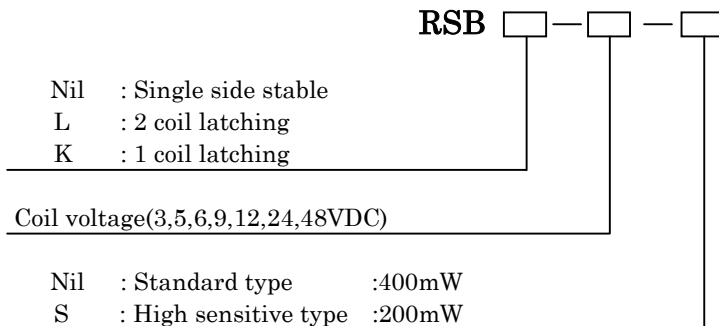
## Applications

- ◇ Switch board, Facsimile, Telephones
- ◇ Audio equipment, Industrial machines

## UL , CSA Rating , BABT Approval Number

2A 30VDC , 1A120VAC (UL File No.E128155 , CSA File No.LR700170)  
(BABT Certificate No.608150)

## Model Number



## Products Line (Single side stable , Standard type)(at 20 degree Celsius)

Model number	Nominal Voltage (VDC)	Pick-up voltage (VDC)	Drop-out voltage (VDC)	Coil resistance (ohm)	Nominal operating current (mA)	Electric power consumption (mW)	Max .allowable voltage (VDC)
<b>RSB-3</b>	3	70% Max .of nominal voltage	10% Min .of nominal voltage	22.5	133.3	400	4.6
<b>RSB-5</b>	5			62.5	80.0		7.7
<b>RSB-6</b>	6			90	66.7		9.3
<b>RSB-9</b>	9			203	44.3		14.0
<b>RSB-12</b>	12			360	33.3		18.7
<b>RSB-24</b>	24			1,440	16.7		37.4
<b>RSB-48</b>	48			5,760	8.3		74.8

□ Products Line (Single side stable , High sensitive type)(at 20 degree Celsius)

Model number	Nominal Voltage (VDC)	Pick-up voltage (VDC)	Drop-out voltage (VDC)	Coil resistance (ohm)	Nominal operating current (mA)	Electric power consumption (mW)	Max .allowable voltage (VDC)
RSB-3-S	3	70% Max .of nominal voltage	10% Min .of nominal voltage	45	66.7	200	5.9
RSB-5-S	5			125	40.0		9.8
RSB-6-S	6			180	33.3		11.7
RSB-9-S	9			406	22.2		17.7
RSB-12-S	12			720	16.6		23.5
RSB-24-S	24			2,880	8.3		47.1
RSB-48-S	48			11,520	4.2		94.3

□ Products Line (2 coil latching , Standard type)(at 20 degree Celsius)

Model number	Nominal Voltage (VDC)	Set voltage (VDC)	Reset voltage (VDC)	Coil resistance (ohm)	Nominal operating current (mA)	Electric power consumption (mW)	Max .allowable voltage (VDC)
RSBL-3	3	70% Max .of nominal voltage	70% Min .of nominal voltage	25	120	360	4.6
RSBL-5	5			69.4	72		7.8
RSBL-6	6			100	60		9.3
RSBL-9	9			225	40		14.0
RSBL-12	12			400	30		18.7
RSBL-24	24			1,600	15		37.4
RSBL-48	48			6,400	7.5		74.8

□ Products Line (2 coil latching , High sensitive type)(at 20 degree Celsius)

Model number	Nominal Voltage (VDC)	Set voltage (VDC)	Reset voltage (VDC)	Coil resistance (ohm)	Nominal operating current (mA)	Electric power consumption (mW)	Max .allowable voltage (VDC)
RSBL-3-S	3	70% Max .of nominal voltage	70% Min .of nominal voltage	50	60	180	5.8
RSBL-5-S	5			139	36		9.8
RSBL-6-S	6			200	30		11.8
RSBL-9-S	9			450	20		17.7
RSBL-12-S	12			800	15		23.6
RSBL-24-S	24			3,200	7.5		47.2
RSBL-48-S	48			12,800	3.8		94.4

□ Products Line(1 coil latching , Standard type)(at 20 degree Celsius)

Model number	Nominal Voltage (VDC)	Set voltage (VDC)	Reset voltage (VDC)	Coil resistance (ohm)	Nominal operating current (mA)	Electric power consumption (mW)	Max .allowable voltage (VDC)
RSBK-3	3	70% Max .of nominal voltage	70% Min .of nominal voltage	25	120	360	4.6
RSBK-5	5			69.4	72		7.8
RSBK-6	6			100	60		9.3
RSBK-9	9			225	40		14.0
RSBK-12	12			400	30		18.7
RSBK-24	24			1,600	15		37.4
RSBK-48	48			6,400	7.5		74.8

## Products Line (1 coil latching , High sensitive type)(at 20 degree Celsius)

Model number	Nominal Voltage (VDC)	Set voltage (VDC)	Reset voltage (VDC)	Coil resistance (ohm)	Nominal operating current (mA)	Electric power consumption (mW)	Max .allowable voltage (VDC)
RSBK-3-S	3	70% Max .of nominal voltage	70% Min .of nominal voltage	50	60	180	5.8
RSBK-5-S	5			139	36		9.8
RSBK-6-S	6			200	30		11.8
RSBK-9-S	9			450	20		17.7
RSBK-12-S	12			800	15		23.6
RSBK-24-S	24			3,200	7.5		47.2
RSBK-48-S	48			12,800	3.8		94.4

www.DataSheet4U.com

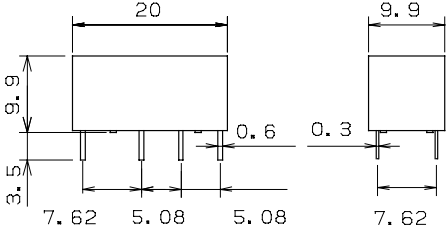
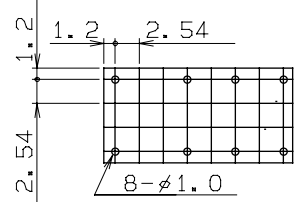
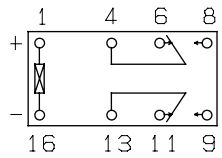
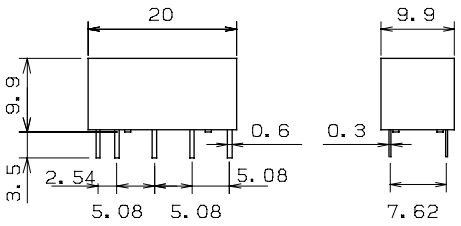
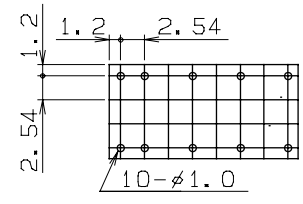
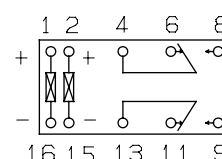
## Typical Specifications

Item		Specifications	
Contact	Arrangement	2c	
	Initial contact resistance max.	Max. 50 milliohm	
	Material	Silver alloy, gold clad	
Rating	Nominal switching Capacity	2A30VDC , 1A125VAC*	
	Max .switching power	60W, 125VA	
	Max .switching voltage	220VDC, 250VAC	
	Max .switching current	2A	
Electrical specification	Initial insulation resistance	Min.100 megohm (at 500VDC)	
	Withstanding voltage (Initial)	Between open contacts	AC1,000V (1 minute)
		Between contacts and coil	AC1,500V (1 minute)
	Coil Temperature rise(at nominal Voltage)	Standard type	Max.40 degree Celsius
		High sensitive type	Max.30 degree Celsius
	Operate time(Set & Reset time) (at nominal voltage)		Max.5msec
Release time(at nominal voltage)		Max.3.5msec	
Mechanical specification	Shock resistance	Functional	Min.392m/s <sup>2</sup> (40G)
		Destruction	Min.980 m/s <sup>2</sup> (100G)
	Vibration resistance	Functional	10 to 55Hz at double amplitude of 1.5mm
		Destruction	10 to 55Hz at double amplitude of 1.5mm
Life expectancy	Mechanical life	100,000,000 Operations(at 600cpm)	
	Electrical life(at rating)	300,000 operations (2A30VDC, 1A125VAC) 1000,000 operations(1A30VDC, 0.5A125VAC) (at 20cpm)	
Ambient temperature	Operating	-40 to +70 degree Celsius (without being frozen)	
Unit weight		Approx.4.5g	

\*These AC ratings are under random phase-control. In driving AC load, life expectancy so greatly depends on the phase at turning on or off so that user should check selected relays with actual load

## Dimensions

Unit:mm

Dimensions	PC board pattern (Bottom view)	Schematics (Bottom view)
RSB(Single side stable , 1 coil latching) 	RSB(Single side stable , 1 coil latching) 	RSB(Single side stable , 1 coil latching)  <p>Reverse polarity available</p>
RSBL(2 coil latching) 	RSBL(2 coil latching) 	RSBL(2 coil latching)  <p>Reverse polarity available</p>

## Note

1. The appearance and specifications of the product may be modified without prior notice to improve its performance
2. This catalog shows only outline specifications. When using the product, please obtain formal specifications for supply
3. Please see appendix "Technical Definitions" and "Technical Notes"
4. Please feel free to contact us for relays with the specifications not shown in this catalogue.
5. Please confirm the performance on actual operation by simulation with actual environments for high reliability.