

## Silicon NPN Power Transistors

2SC5071

**DESCRIPTION**

- With TO-3PN package
- High voltage
- High speed switching

**APPLICATIONS**

- For switching regulator and general purpose applications

**PINNING**

PIN	DESCRIPTION
1	Base
2	Collector;connected to mounting base
3	Emitter

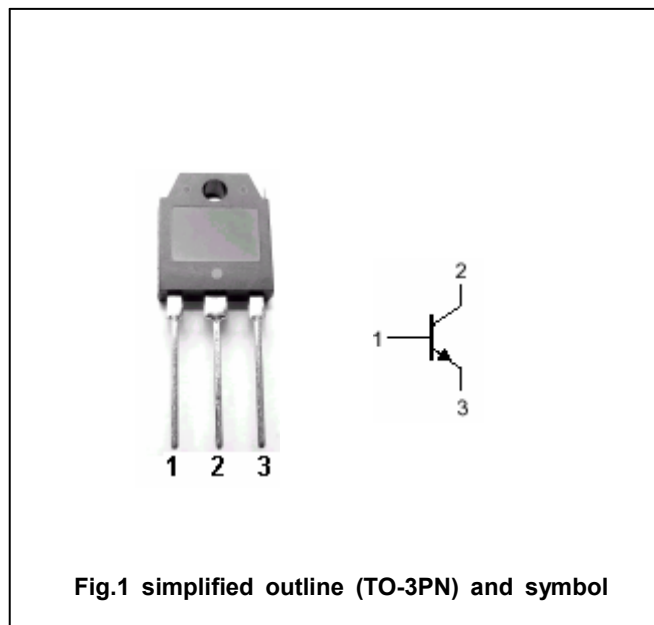


Fig.1 simplified outline (TO-3PN) and symbol

**Absolute maximum ratings( $T_a = \square$ )**

SYMBOL	PARAMETER	CONDITIONS	VALUE	UNIT
$V_{CBO}$	Collector-base voltage	Open emitter	500	V
$V_{CEO}$	Collector-emitter voltage	Open base	400	V
$V_{EBO}$	Emitter-base voltage	Open collector	10	V
$I_C$	Collector current		12	A
$I_{CM}$	Collector current-peak		24	A
$I_B$	Base current		4	A
$P_C$	Collector power dissipation	$T_C = 25 \square$	100	W
$T_j$	Junction temperature		150	$\square$
$T_{stg}$	Storage temperature		-55~150	$\square$

## Silicon NPN Power Transistors

## 2SC5071

## CHARACTERISTICS

T<sub>j</sub>=25 °C unless otherwise specified

SYMBOL	PARAMETER	CONDITIONS	MIN	TYP.	MAX	UNIT
V <sub>(BR)CEO</sub>	Collector-emitter breakdown voltage	I <sub>C</sub> =25mA ; I <sub>B</sub> =0	400			V
V <sub>CEsat</sub>	Collector-emitter saturation voltage	I <sub>C</sub> =7A ; I <sub>B</sub> =1.4A			0.5	V
V <sub>CEsat</sub>	Collector-emitter saturation voltage	I <sub>C</sub> =7A ; I <sub>B</sub> =1.4A			1.3	V
I <sub>CBO</sub>	Collector cut-off current	V <sub>CB</sub> =500V ; I <sub>E</sub> =0			100	μA
I <sub>EBO</sub>	Emitter cut-off current	V <sub>EB</sub> =10V ; I <sub>C</sub> =0			100	μA
h <sub>FE</sub>	DC current gain	I <sub>C</sub> =7A ; V <sub>CE</sub> =4V	10		30	
C <sub>OB</sub>	Output capacitance	I <sub>E</sub> =0 ; V <sub>CB</sub> =10V, f=1MHz		105		pF
f <sub>T</sub>	Transition frequency	I <sub>E</sub> =-1A ; V <sub>CE</sub> =12V		10		MHz

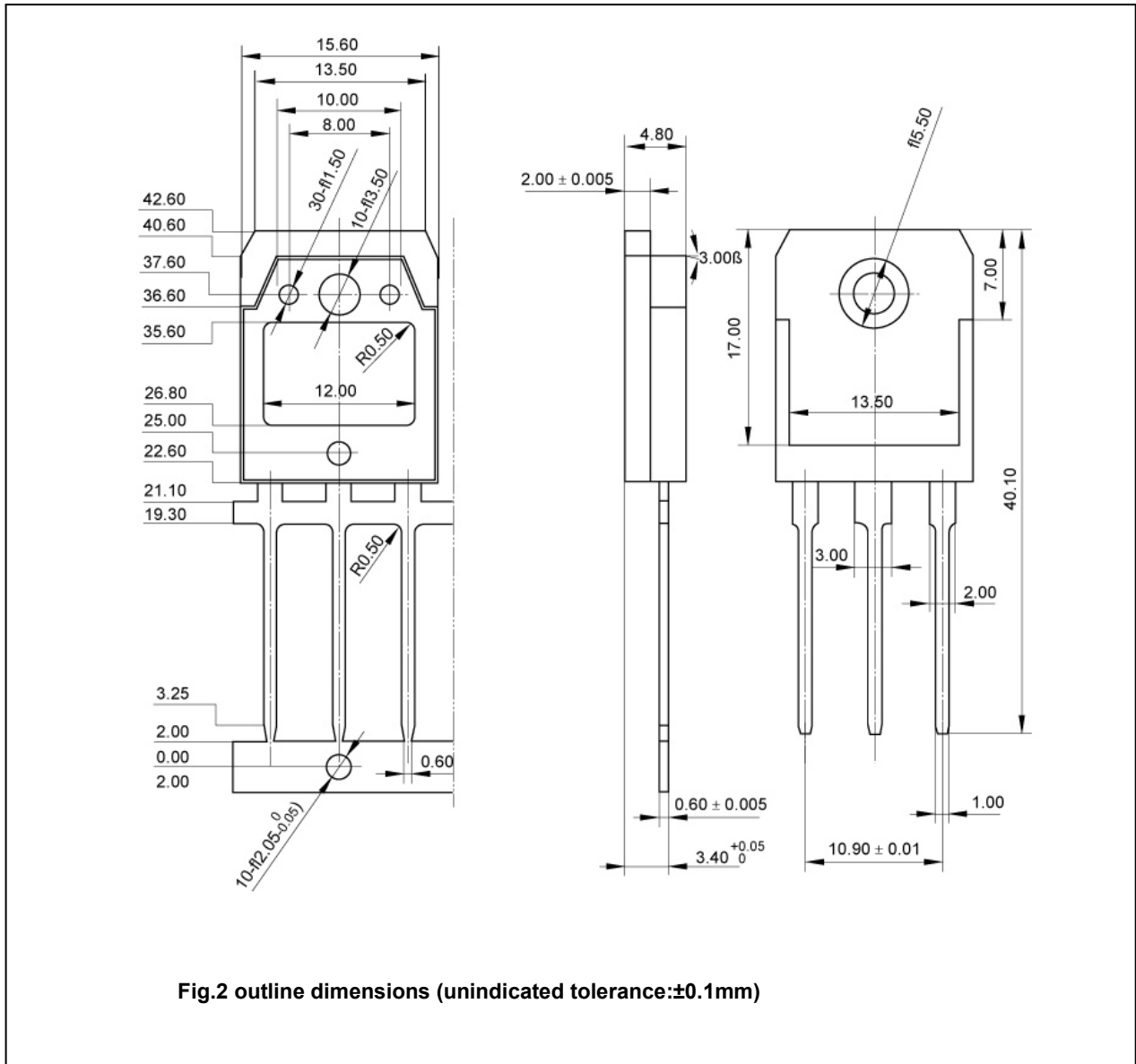
## Switching times

t <sub>on</sub>	Turn-on time	I <sub>C</sub> =7A; R <sub>L</sub> =28.5Ω I <sub>B1</sub> =0.7A; I <sub>B2</sub> =-1.4A V <sub>CC</sub> =200V			1.0	μs
t <sub>s</sub>	Storage time				3.0	μs
t <sub>f</sub>	Fall time				0.5	μs

Silicon NPN Power Transistors

2SC5071

PACKAGE OUTLINE



Silicon NPN Power Transistors

2SC5071

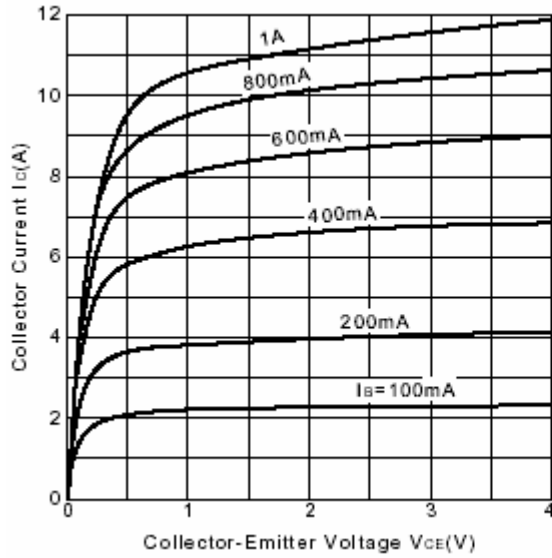


Fig.3 Static Characteristic

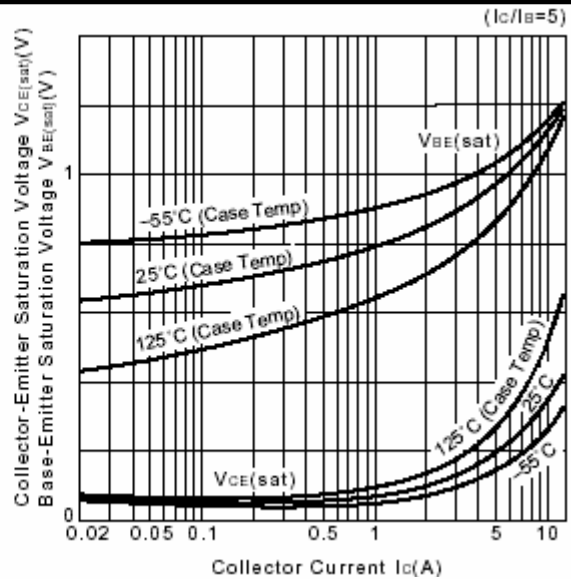


Fig.4 Base-Emitter Saturation Voltage  
Collector-Emitter Saturation Voltage

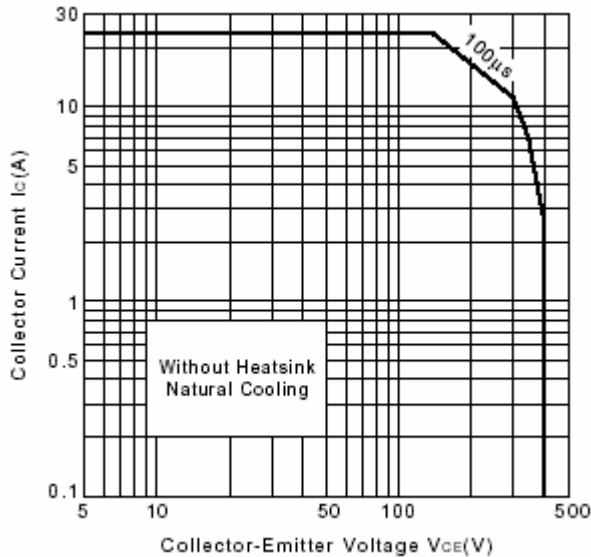


Fig.5 Safe Operating Area

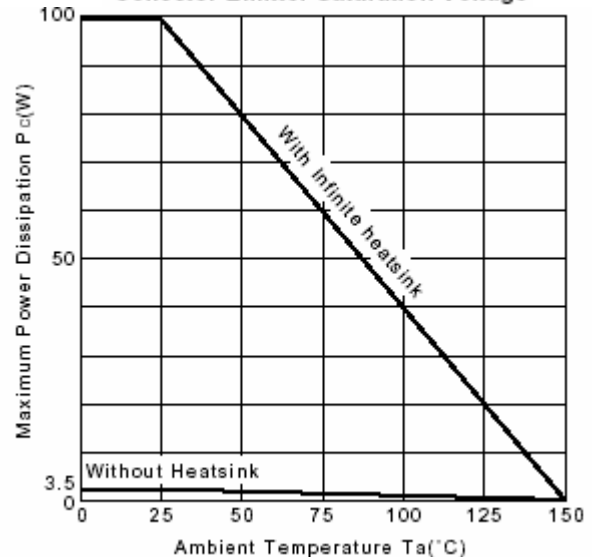


Fig.6 Power Derating

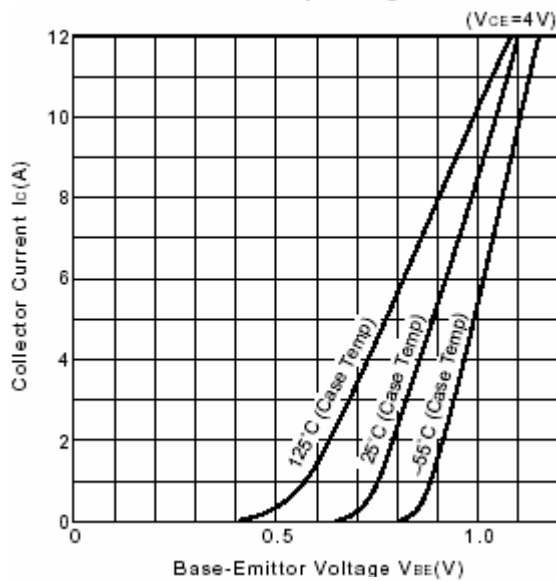


Fig.7  $I_c - V_{BE}$

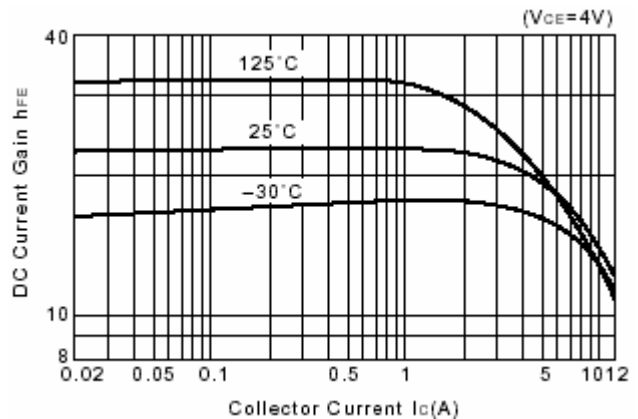


Fig.8 DC current Gain