www.DataSheet4U.com

samtec

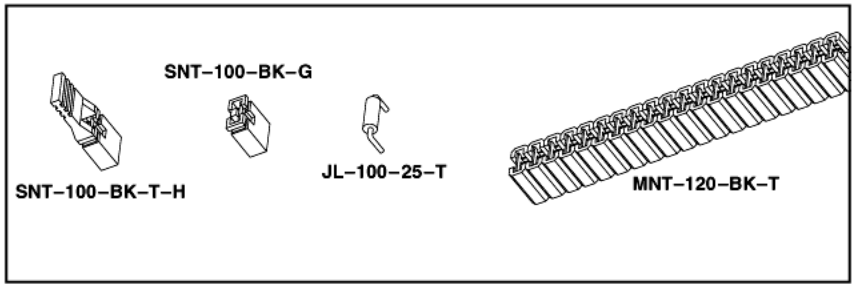

SHUNTS & JUMPERS SNT, MNT, JL, PK, SNM & 2SN SERIES

SPECIFICATIONS

SNT

For complete specifications see www.samtec.com?SNT

Insulator Material: Glass Filled Polyester
Contact Material: Phosphor Bronze
Current Rating: 2.5A
Operating Temp Range: -40°C to +90°C
Contact Resistance: 5 m max
Insertion Depth: (4,32mm) .170" min.
Insertion Force: (Single contact only) 33oz (9,17N) average
Withdrawal Force: (Single contact only) 27oz (7,51N) average

FILE NO. E111594

MNT

For complete specifications see www.samtec.com?MNT

Same as SNT except not UL rated
Current Rating: 2A @ 80°C ambient
Working Voltage: 675 VAC

SNT/MNT mates with: TSW, MTSW, TLW, DW, EW, ZW, HW, TSM

2SN

For complete specifications see www.samtec.com?2SN

Same as SNT

FILE NO. E111594

2SN mates with: TMMH, TMM, MTMM, MMT, TW, LTMM, ZLTMM, TMSH, TSH, EHT

SNM

For complete specifications see www.samtec.com?SNM

Same as SNT except:
Contact Resistance: 10 m max
Lead Size accepted: (0,46mm) .018" SQ
Insertion Depth: (3,43mm) .135" minimum

SNM mates with: TMS, MTMS, DWM

JL

For complete specifications see www.samtec.com?JL

Insulator Material: White Teflon per MIL–T–16878 Type E
Insulation Resistance: >10^8 ohm-cm
Terminal Material: Tinned 22 ga Copper
Current Rating: 1.6 amp @ 60°C
Plating: Ag per MIL–QQW–343

SNT – 100 – BODY COLOR – PLATING OPTION – HANDLE OPTION

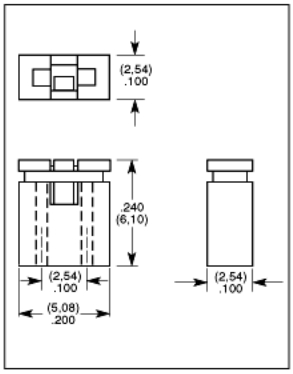

BODY COLOR

- **–BK** = Black
- **–OR** = Orange
- **–RD** = Red
- **–BL** = Blue
- **–YW** = Yellow

PLATING OPTION

- **–G** = 10µ" (0,25µm) Gold
- **–H** = 30µ" (0,76µm) Gold on Contact, Gold Flash on Balance
- **–T** = Tin

HANDLE OPTION

- **–H** = Handle (Black Only)

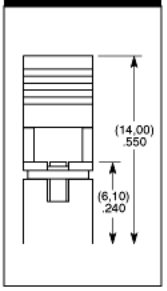

MNT – 1 – NO. OF POSITIONS – BODY COLOR – PLATING OPTION

NO. OF POSITIONS: 02 thru 20

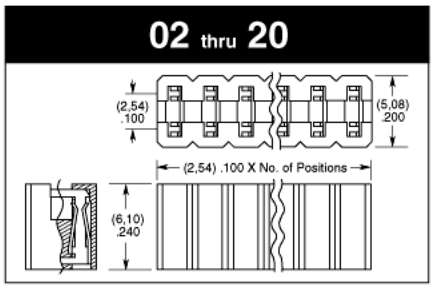

BODY COLOR

- **–BK** = Black

PLATING OPTION

- **–G** = 10µ" (0,25µm) Gold
- **–T** = Tin

Note: Some lengths, styles and options are non-standard, non-returnable.

2SN

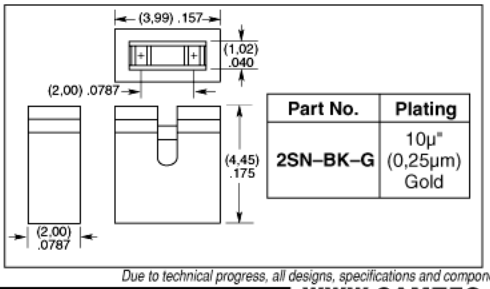

Part No.	Plating
2SN–BK–G	10µ" (0,25µm) Gold

SNM

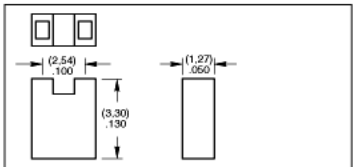

Part No.	Plating
SNM–100–BK–T	Tin
SNM–100–BK–G	10µ" (0,25µm) Gold

JL

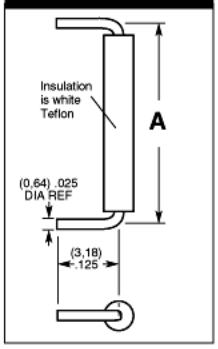

Part No.	A
JL–100–25–T	(2,54) .100
JL–250–25–T	(6,35) .250
JL–300–25–T	(7,62) .300
JL–400–25–T	(10,16) .400
JL–500–25–T	(12,70) .500
JL–600–25–T	(15,24) .600
JL–1000–25–T	(25,40) 1.000

PK

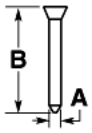

Insulator Material: Black Thermoplastic

Part No.	A	B
PK–01–06	(0,64) .025 SQ	(5,84) .230
PK–01–07	(0,51) .020 SQ	(3,18) .125

-06 polarizes: SSW, SSQ, ESW, ESQ, IDSS, IDSD
-07 polarizes: SSM, TCSD

Due to technical progress, all designs, specifications and components are subject to change without notice.

SAMTEC USA • Tel: 1-800-SAMTEC-9 or 812-944-6733 • Fax: 812-948-5047 **SAMTEC UK** • Tel: 01236 739292 • Fax: 01236 727113 **SAMTEC GERMANY** • Tel: +49 (0) 89 / 89460-0 • Fax: +49 (0) 89 / 89460-299
SAMTEC FRANCE • Tel: 01 60 95 06 60 • Fax: 01 60 95 06 61 **SAMTEC ITALY** • Tel: 39 039 6890337 • Fax: 39 039 6890315 **SAMTEC ISRAEL** • Tel: 972-3-7526600 • Fax: 972-3-7526690
SAMTEC SCANDINAVIA • Tel: +46-84477280 • Fax: +46-87420413 **SAMTEC ASIA PACIFIC** • Tel: 65 6745-5955 • Fax: 65 6841-1502 **SAMTEC JAPAN** • Tel: 81-424-42-8318 • Fax: 81-424-42-8319
SAMTEC CHINA • Tel: 86-21-5385-4089 • Fax: 86-21-5385-4047 **SAMTEC TAIWAN** • Tel: 886-02-2364-6077 • Fax: 886-02-2367-9531
SAMTEC HONG KONG • Tel: 852-26904858 • Fax: 852-26904842 **SAMTEC ANZ** • Tel: 613 9512 7747 • Fax: 613 9512 7745

www.DataSheet4U.com