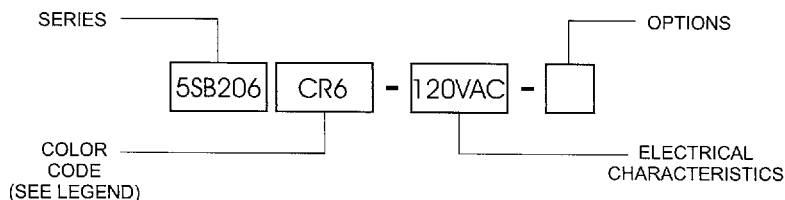
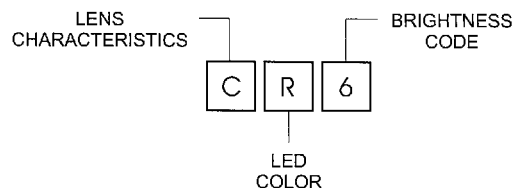


TELEPHONE SLIDE BASED LEDs

PART NUMBER SELECTION GUIDE



COLOR CODE LEGEND



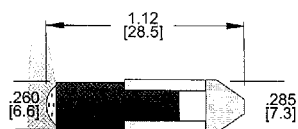
STANDARD	SERIES	COLOR CODE	ELECTRICAL CHARACTERISTICS		OPTIONS	
	6 MULTICHIP	CODE	mcd	VDC	VAC	BP - BIPOLAR
	5SB206	CR6	47	5V	120VAC	
	2SB206	CY6	40	6V		
	55SB206	CG6	75	12V		
			14V			
			24V			
			28V			

LENS CHARACTERISTICS	LED COLOR	BRIGHTNESS CODE
C - CLEAR	R-RED O-ORANGE Y-YELLOW G-GREEN UB-ULTRA BLUE W-WHITE LW-LIME WHITE EW-ELUSIVE WHITE PW-PURE WHITE	6 - STANDARD 7 - HIGH INTENSITY 1K - HIGH INTENSITY 3K - HIGH INTENSITY 500 - HIGH INTENSITY 900 - HIGH INTENSITY

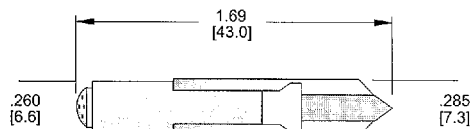
CUSTOM	SERIES	COLOR CODE	ELECTRICAL CHARACTERISTICS		OPTIONS	
	6 MULTICHIP	CODE	mcd	VDC	VAC	BP - BIPOLAR
	5SB206	CR7	125	4Vf	6VAC	
	2SB206	CO3K	320	6Vf	12VAC	
	55SB206	CY3K	200	12Vf	14VAC	
		CUB500	200	48V	24VAC	
		CW6	75	60V	28VAC	
		CEW6			48VAC	
		CEW7			60VAC	
		CPW6				
	CPW7					
	CLW7	191				

PART SPECIFICATIONS

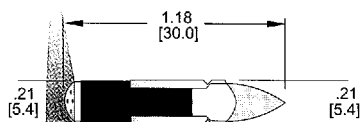
- PART NUMBERS CONSISTING OF OPTIONS NOT FOUND IN THE STANDARD BOX ARE CUSTOM.
- FOR A COMPLETE PART NUMBER SELECT ONE OPTION FROM EACH OF THE FOUR COLUMNS FROM LEFT TO RIGHT.
- BRIGHTNESS CODES LISTED ARE SET BY THE FACTORY FOR ALL COLORS. THE ABOVE CHART IS FOR REFERENCE ONLY.
- LAMPS SPECIFYING "F" AT THE END OF THE VOLTAGE OPTION DO NOT HAVE ANY INTERNAL RESISTANCE. THESE PARTS REQUIRE THE ENGINEER TO INCORPORATE A RESISTOR IN SERIES EXTERNAL TO THE LAMP TO LIMIT THE CURRENT FOR PROPER OPERATION. (ie: 5SB206CR6-12VF)
- LAMPS IN THE SAME SERIES HAVING THE SAME RELATIVE BRIGHTNESS ARE DENOTED IN THE COLOR CODE COLUMN WITH THE SAME NUMBER OF MATCHING SYMBOLS. (i.e. *, **, ***).
- INTENSITY RATINGS ARE IN MILLICANDELA (mcd) AND ARE TAKEN AT 20mA FOR SINGLE CHIP AND 13-16mA FOR 6 MULTICHIPS BEFORE MODIFICATION OR PACKAGING INTO FINAL LAMP ASSEMBLY.
- LAMPS WITH WHITE COLOR DESIGNATION CONSIST OF TWO OR MORE COLORS TOGETHER THAT WHEN LIT MIX AND APPEAR TO EMIT OFF WHITE LIGHT.
- BIPOLAR VERSIONS ARE ONLY AVAILABLE IN CERTAIN COLORS WITH A MINIMUM OF 6V REQUIRED CONSULT FACTORY FOR DETAILS.



5SB206
T2 #5 SLIDE
160° VIEWING



2SB206
T2 #2 SLIDE
160° VIEWING



55SB206
T5.5 SLIDE
160° VIEWING

	nm	Color Code
CW6	660	1
CEW6	635	2
CEW7	610	3
CPW6	590	4
CPW7	585	5
CLW7	572	6
	565	7
	555	8
	525	9
	505	10
	450	11
	430	12

FOR REPLACEMENT OF STANDARD INCANDESCENT LAMP NUMBERS:

T2 #5 Slide: 6ESB, 6PSB, 12ESB, 12PSB, 24ESB, 24PSB, 28ESB, 28PSB, 48ESB, 48PSB, 60PSB, 120PSB

T2 #2 Slide: 12A, 12B, 24A, 24E, 24X, 48A, 48B, 55C

55K Slide: T5.5