

AR2501/ARS2501
THRU
AR2512/ARS2512

**HIGH VOLTAGE BUTTON
DIODES FOR AUTOMOTIVE**

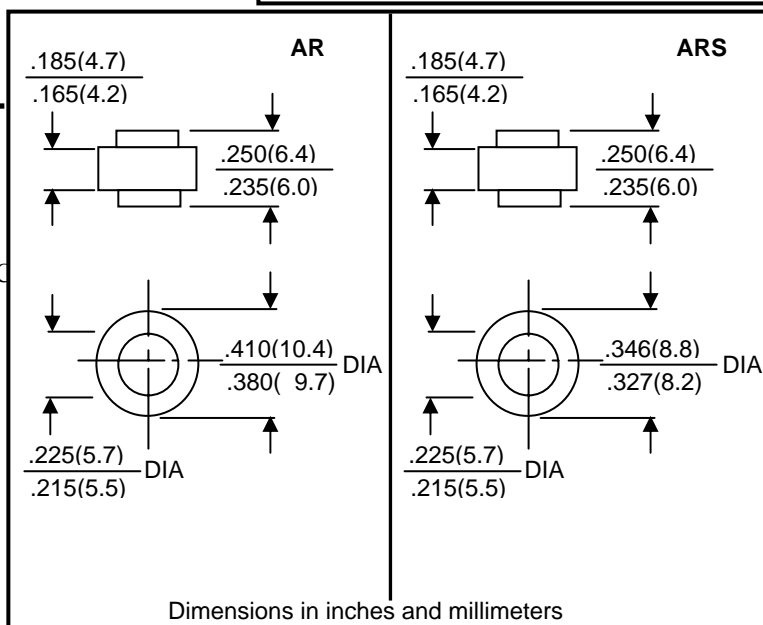
**VOLTAGE RANGE
100 TO 1200 VOLTS
CURRENT 25AMPS**

Features

- Low leakage
- Low forward voltage drop
- High current capability
- High forward surge current capability

Mechanical Data

- Case: transfer molded plastic
- Technology: vacuum soldered
- Polarity: color ring denotes cathode
- Lead: Plated lead, solderable per MIL-STD-202E method 208C
- Mounting position: Any
- Weight: AR 1.80 grams, ARS 1.60 grams



Maximum Ratings and Electrical Characteristics

Rating at 25°C ambient temperature unless otherwise specified
Single phase, half wave, 60Hz, resistive or inductive load
For capacitive load derate current by 20%

Parameters	Symbols	AR2501	AR2502	AR2504	AR2506	AR2508	AR2510	AR2512	Units
		ARS250	ARS250	ARS250	ARS250	ARS250	ARS251	ARS251	
Maximum repetitive peak reverse voltage	V_{RRM}	100	200	400	600	800	1000	1200	Volts
Maximum RMS voltage	V_{RMS}	70	140	280	420	560	700	840	Volts
Maximum DC blocking voltage	V_{DC}	100	200	400	600	800	1000	1200	Volts
Maximum Average rectified forward current at $T_C=110^\circ C$	I_o	25							Amps
Peak forward surge current 8.3ms single half sine-wave superimposed on rated load (JE DEC Method)	I_{FSM}	300							Amps
Rating for fusing($t<8.3ms$)	I^2t	374							A ² S
Maximum instantaneous forward voltage drop at 35A	V_F	1.0							Volts
Maximum DC reverse current $T_A=25^\circ C$ at rated DC blocking voltage $T_A=150^\circ C$	I_R	5.0 500							μA
Typical thermal resistance	$R_{\theta JC}$	1.0							$^\circ C/W$
Operating and storage temperature	T_J, T_{STG}	-65 to +175							$^\circ C$

Notes: 1. Enough heatsink must be considered in application.

AR2501 THRU AR2512 ARS2501 THRU ARS2512

Ratings and Characteristic Curves

FIG.1-TYPICAL FORWARD CURRENT DERATING CURVE

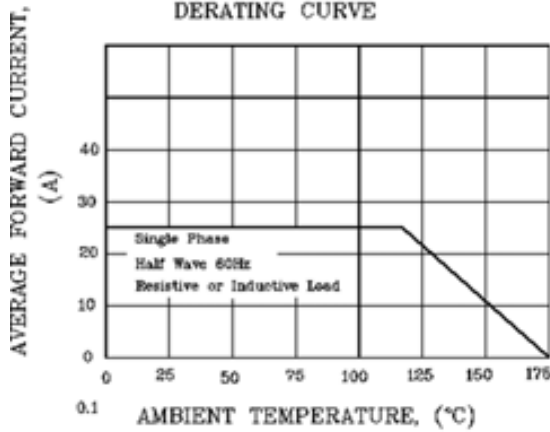


FIG.2-MAXIMUM NON-REPETITIVE PEAK FORWARD SURGE CURRENT

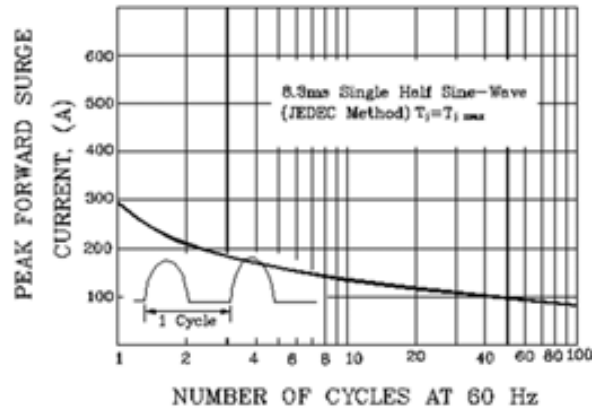


FIG.3-TYPICAL INSTANTANEOUS FORWARD CHARACTERISTICS

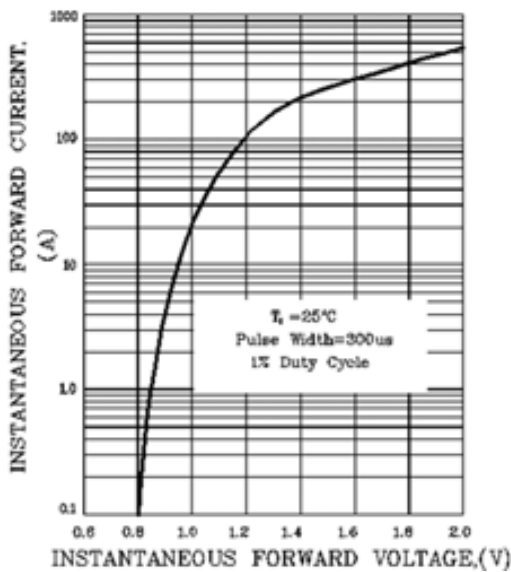


FIG.4- FORWARD POWER DISSIPATION

