

Fuseholder Open Design, 5 x 20 mm, Solder, transparent, Cover



250 VAC · 3.2 W / 4 A 6.3 A (UL/CSA)

**Description**

- Screw or rivet fastening
- Solder terminals

Standards

- IEC 60127-6
- UL 512
- CSA C22.2 no. 39

Approvals

- UL File Number: E39328


References

General Product Information

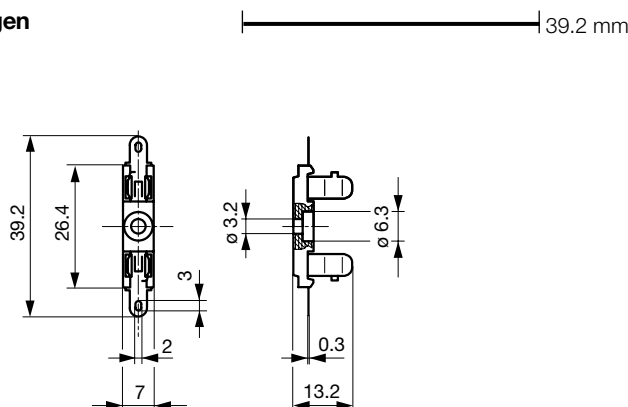
Weblinks

Approvals, RoHS, CHINA-RoHS, e-Store, Distributor-Stock-Check, Accessories, Product Change Notification (PCN)

Technical Data

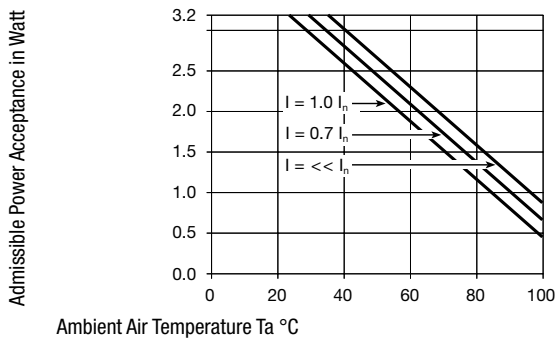
Fuse-Link	5 x 20 mm
Mounting	Screw
Mounting	Screw or Rivet
Terminal	Solder
Rated Voltage	250 VAC
Rated Current	6.3 A (UL/CSA)
Rated Power Acceptance IEC	3.2 W / 4 A @ Ta 23 °C
	Admissible power acceptance at higher ambient temperature see derating curves
Degree of Protection	IP 00
Protection Class	Suitable for appliances with protection class 1 or 2 acc. to IEC 61140
Admissible Ambient Air Temp.	-40 °C to 85 °C
Climatic Category	40/085/21 acc. to IEC 60068-1
Material: Socket	Thermoplastic, Nature, UL 94V-1
Material: Terminals	Tin-Plated Copper Alloy
Unit Weight (Socket/Cap)	1.5 g
Storage Conditions	0 °C to 60 °C, max. 70% r.h.
Product Marking	 Voltage, Current, Approvals

Soldering Methods	Wave
Solderability	350 °C / 2 sec acc. to IEC 60068-2-20, Test Ta, method 2
Resistance to Soldering Heat	350 °C / 10 sec acc. to IEC 60068-2-20, Test Tb, method 2
Contact Resistance	< 10 mΩ at 20 mV
Dielectric Strength	> 3 kV between L-N (50 Hz; 1 min)
Impulse Withstand Voltage	> 4 kV between L-N
Insulation Resistance	> 10 MΩ between L-N (500 VDC; 1 min)
Overvoltage Category	I - III acc. to IEC 60664-1
Pollution Degree	1 - 3 acc. to IEC 60664-1

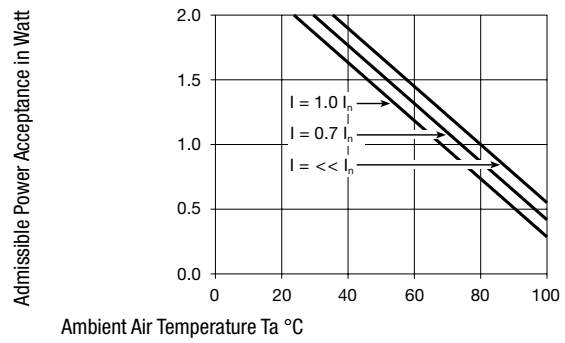
Abmessungen

Derating Curves for Fuseholders

without Cover



with cover



Variants

Holder	Order Number
●	0031.5101
	0853.9561
	0853.9562

Packaging Unit Bulk (100 pcs.)

Accessories

Description



Cover OG, UHB, UH
Cover for Holder OG (Clip) 5x20, OG (Halter) 5x20, UH, UHB

Transparent Cover 1.6 W, Transparent	0853.9561
Transparent Cover 2.5 W, Transparent	0853.9562