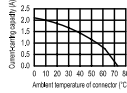


THE INFORMATION CONTAINED HEREON IS PROPRIETARY AND CONFIDENTIAL TO DYNACOM CORPORATION. AND SHALL NOT BE USED OR DISCLOSED, IN WHOLE OR IN PART WITHOUT FIRST OBTAINING THE WRITTEN PERMISSION OF DYNACOM CORPORATION.

ZONE	REV	DESCRIPTION	DATE	APPV.
-	A	INITIAL RELEASE	08/31/05	E.A.

ENVIRONMENTAL CONDITIONS
 Temperature Range
 Storage -40 to +70°C
 Operation -10 to +60°C
 Relative Humidity (Operational) : Maximum
 Noncondensing 93%

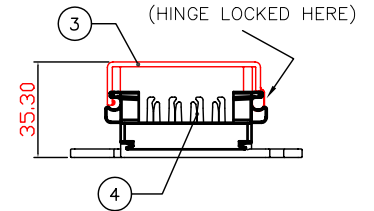
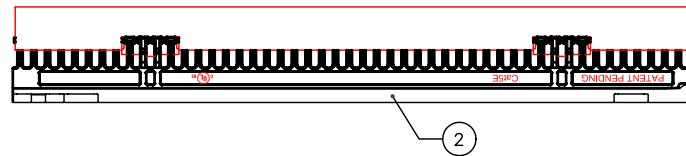
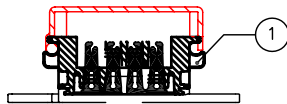

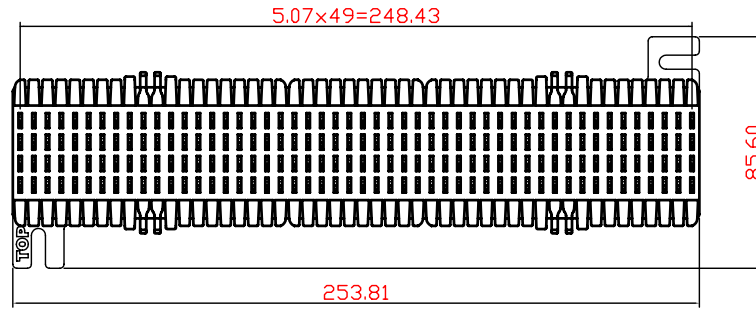
ELECTRICAL
 Electrical Insulation Resistance : 500 M Ω
 min. @ 100V d.c
 Dielectric Withstanding Voltage : 1000V RMS @
 60Hz for 1 minute
 Contact Resistance : 2.5 m Ω Max.
 Current Rating : as figure.



MECHANICAL
 Transverse Exaction Force:
 Minimum 5N for 24AWG
 Minimum 3N for 26AWG

Insertion / Extraction Life : 200 Cycles
 Minimum
 IDC Wire Gauge : 22 ~ 26 AWG

PHYSICAL
 Housing : High-Impact, Flame-Retardant
 Plastic, UL 94V0
 IDC : Brass Plated With 100 micro-inch of Sn.



#NO.	DESCRIPTION	Q'TY	MATERIAL
①	66 BLOCK BODY	1	PVC+ABS 94V0
②	66 BLOCK BASE	1	PVC+ABS 94V0
③	DUST-COVER	1	PVC+ABS 94V0
④	TERMINAL	100	BRASS

66M1-50-BL	66 Block with Hinged Blue Cover	25/Carton
66M1-50-OR	66 Block with Hinged Orange Cover	25/Carton
66M1-50-CL	66 Block with Hinged Clear Cover	25/Carton
66M1C-BL	Hinged Cover for 66 Block-Blue	25/Carton
66M1C-OR	Hinged Cover for 66 Block-Orange	25/Carton
S66M1C-CL	Hinged Cover for 66 Block-Clear	25/Carton
Part Number	Description	Quantity



e-mail.....info@dynacomcorp.com
 1366 San Mateo Ave Suite 201
 South San Francisco CA 94080

TOLS. -			
NEXT ASSY: -	DRAWN: E.A. 08/31/05	CHECKED: E. L.	
TITLE: 66 Block w/Hinged Cover		DWG. NO. 66M1-50-XX	REV. A

DYNACOM TEST REPORT



Report No : RDT-050511-02-B

DATE : 2005/5/11

Description : CAT 5E Channel

Product : 66 Block P/N: 66M1-50-XX

Measurements :

1. TIA Cat 5E Channel
UTP 100 Ohm CAT5E

1-1.	HDTDR	1-10.	RL
1-2.	Wire Map	1-11.	RL @ Remote
1-3.	Length	1-12.	PSNEXT
1-4.	Propagation Delay	1-13.	PSNEXT @ Remote
1-5.	Delay	1-14.	ELFEXY
1-6.	Resistance	1-15.	ELFEXY @ Remote
1-7.	Attenuation	1-16.	PSELFEXT
1-8.	NEXT	1-17.	PSELFEXT @ Remote
1-9.	NEXT @ Remote		

Standards :

1. TIA CAT.5E Channel
FLUKE Software Version 1.921 Limits Version 5.13C
2. The modular cabling configuration is according to T568B
(Pair1=4,5 Pair2=1,2 Pair3=3,6 Pair4=7,8)

Equipment :

1. FLUKE DSP-4300 CABLE ANALYZER With
DSP-LIA013 CHANNEL ADAPTER
2. FLUKE DSP-4300 Smart Remote With
DSP-LIA012 CHANNEL ADAPTER
3. Horizontal Cable : Berk Tek

Results :

1. The results are shown in summary and graphs.
2. *PASS*.

Approved :

E. Ahkenazi

Test Engineer :

Alger

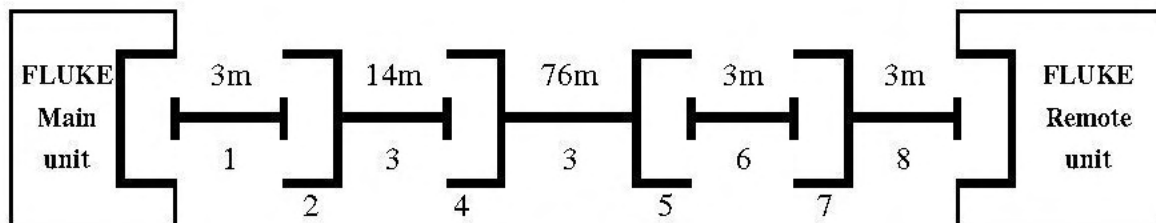
DYNACOM TEST REPORT



Report No : RDT-050511-02-B

DATE : 2005/5/11

Test Set up :



Number	Description	Manufacturer	Part Number
1,6,8	Patch Cord	Dynacom	350M10-XX
2	Jack	Dynacom	10605E-XX
3	Horizontal Cabling	Berk Tek	CAT5E UTP
4	110 Block	Dynacom	110C-4
5,7	66 Block	Dynacom	66M1-50-XX



Cable ID: 66B

Test Summary: PASS

Date / Time: 05/11/2005 11:02:29am
 Headroom: 6.1 dB (NEXT 12-36)
 Test Limit: TIA Cat 5e Channel
 Cable Type: UTP 100 Ohm Cat 5e
 Fault Anomaly Threshold: 15%

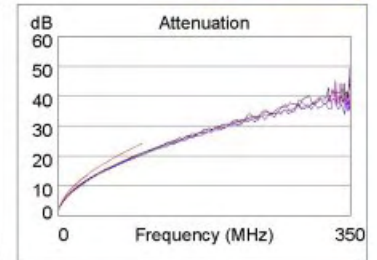
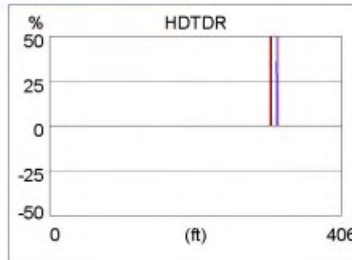
Operator: Your Name
 Software Version: 1.921
 Limits Version: 5.13C
 NVP: 69.0%
 Shield Test: N/A

Model: DSP-4300
 Main S/N: 7980008
 Remote S/N: 7980008
 Main Adapter: LIA 013
 Remote Adapter: LIA 012

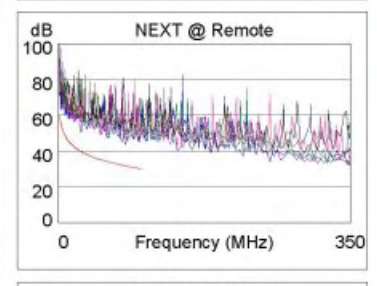
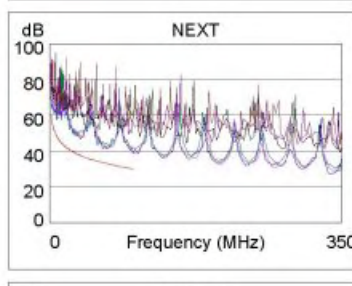
Wire Map	1 2 3 4 5 6 7 8 S
PASS	
	1 2 3 4 5 6 7 8



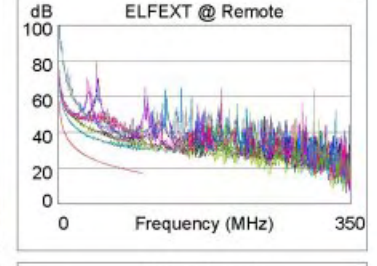
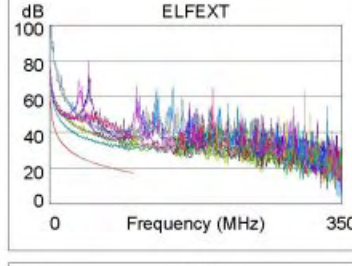
Length (ft), Limit 328	[Pair 12]	307
Prop. Delay (ns), Limit 555	[Pair 45]	469
Delay Skew (ns), Limit 50	[Pair 45]	16
Resistance (ohms)		N/A
Attenuation (dB)	[Pair 45]	3.0
Frequency (MHz)	[Pair 45]	100.0
Limit (dB)	[Pair 45]	24.0



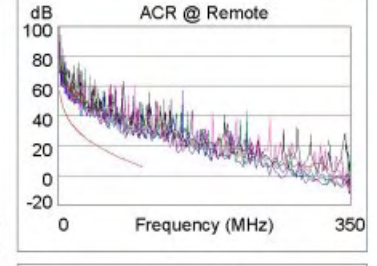
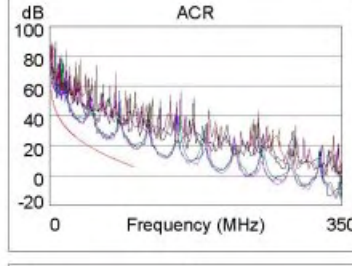
	Worst Case Margin		Worst Case Value	
PASS	MAIN	SR	MAIN	SR
Worst Pair	12-36	12-36	12-36	36-45
NEXT (dB)	6.1	7.4	8.7	12.2
Freq. (MHz)	2.8	2.9	100.0	80.2
Limit (dB)	56.0	55.8	30.1	31.7
Worst Pair	12	12	12	36
PSNEXT (dB)	7.8	9.2	8.7	12.9
Freq. (MHz)	2.8	2.9	100.0	82.8
Limit (dB)	53.0	52.8	27.1	28.5



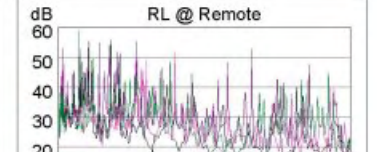
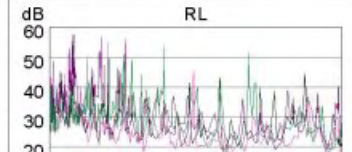
	Worst Case Margin		Worst Case Value	
PASS	MAIN	SR	MAIN	SR
Worst Pair	36-45	36-45	36-45	36-45
ELFEXT (dB)	10.8	10.9	11.6	11.9
Freq. (MHz)	6.0	6.0	94.0	94.0
Limit (dB)	41.9	41.9	17.9	17.9
Worst Pair	36	36	36	36
PSELFEXT (dB)	11.5	11.4	14.0	14.0
Freq. (MHz)	6.0	3.2	96.2	100.0
Limit (dB)	38.9	44.3	14.7	14.4



	Worst Case Margin		Worst Case Value	
PASS	MAIN	SR	MAIN	SR
Worst Pair	12-36	12-36	12-45	12-36
ACR (dB)	6.5	7.8	11.8	18.2
Freq. (MHz)	2.8	2.9	100.0	97.2
Limit (dB)	52.4	52.1	6.0	6.6
Worst Pair	12	12	12	36
PSACR (dB)	8.2	9.7	12.6	17.6
Freq. (MHz)	2.8	2.9	100.0	97.4
Limit (dB)	49.4	49.1	3.0	3.6



	Worst Case Margin		Worst Case Value	
PASS	MAIN	SR	MAIN	SR
Worst Pair	78	12	12	12
RL (dB)	6.2	7.5	8.4	7.5
Freq. (MHz)	6.8	53.0	59.4	53.0
Limit (dB)	17.0	12.8	12.2	12.8



Compliant Network Standards:
 10BASE-T 100BASE-TX 100BASE-T4
 1000BASE-T ATM-25 ATM-51
 ATM-155 100VG-AnyLan TR-4
 TR-16 Active TR-16 Passive