



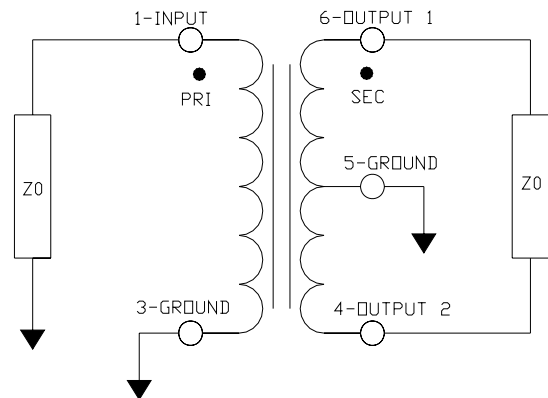
**Electrical Specifications:  $T_A = 25^\circ\text{C}$ ,  $0\text{dBm}$ ,  $Z_0 = 75\Omega$ ,  $P_{in} = 0\text{dBm}$**

Parameter	Test Conditions	Units	Min	Typ	Max
Insertion Loss	5 - 60 MHz	dB	-	0.3	0.6
	60 - 150 MHz	dB	-	0.4	0.8
	150 - 200 MHz	dB	-	0.7	1.0
Amplitude Unbalance (Nominal 0dB)	5 - 60 MHz	dB	-	0.0	$\pm 0.1$
	60 - 200 MHz	dB	-	0.2	$\pm 0.4$
Phase Unbalance (Nominal 180°)	5 - 60 MHz	°	-	0.1	$\pm 2.0$
	60 - 200 MHz	°	-	0.3	$\pm 4.0$
Input Return Loss	5 - 60 MHz	dB	22	31	-
	60 - 200 MHz	dB	14	17	-

## Recommended Maximum Ratings

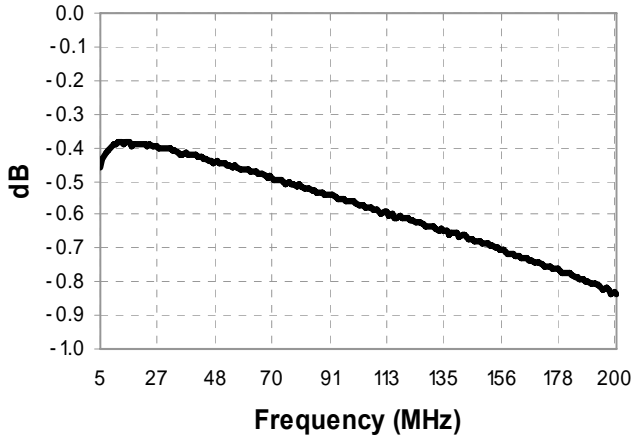
Parameter	Value
Input power	+28dBm (631mW)
DC current (tested at 5V)	600mA
Operating Temperature	-40°C to +100°C
Storage Temperature	-55°C to +100°C

## Application Circuit

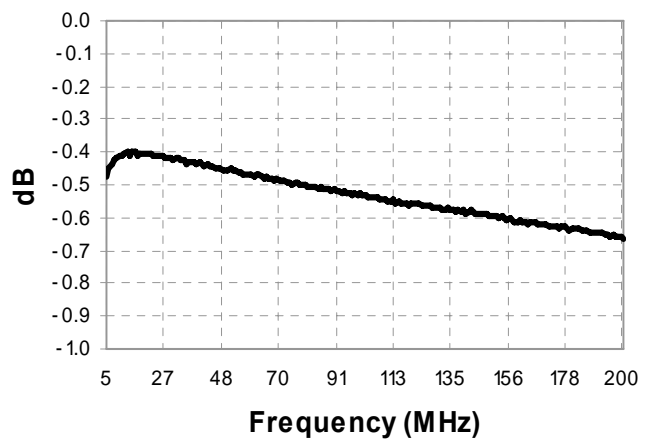


**Typical Performance Curves:  $T_A = 25^\circ\text{C}$ ,  $0\text{dBm}$ ,  $Z_0 = 75\Omega$ ,  $P_{in} = 0\text{dBm}$**

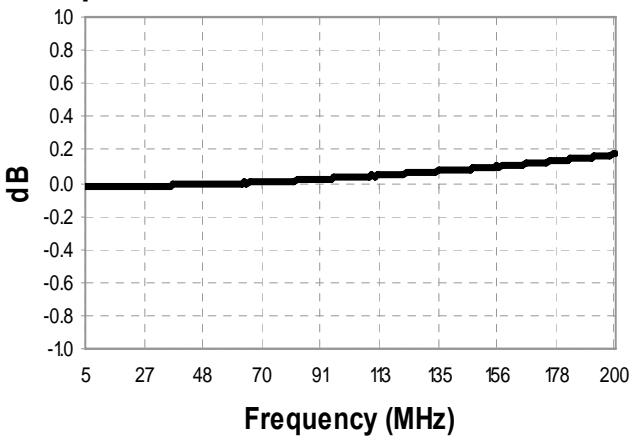
**Insertion Loss 1: (Pin 1 to 6)**



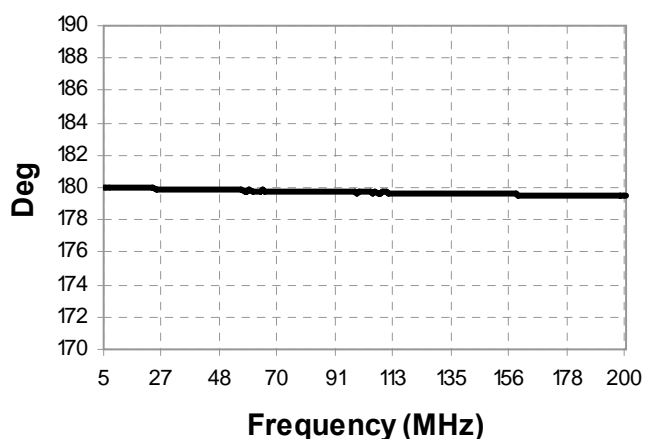
**Insertion Loss 2: (Pin 1 to 4)**



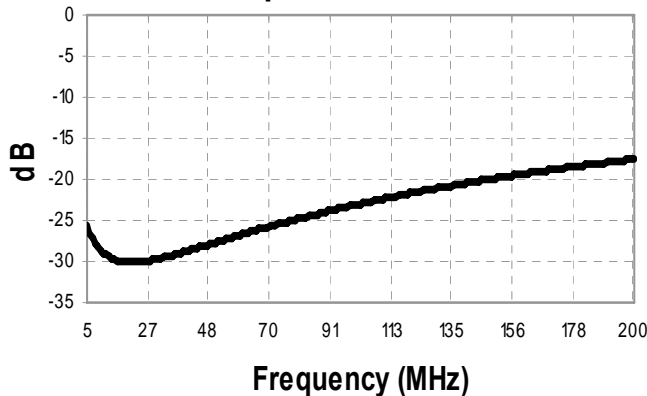
**Amplitude Balance**



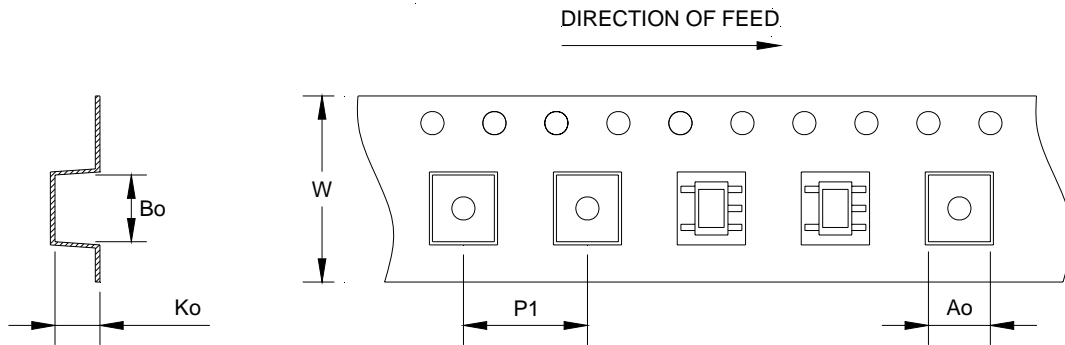
**Phase Balance**



**Return Loss: Input**



## Tape & Reel Information



Item	Dimension
Ao	6.10mm +/- 0.1mm
Bo	4.60mm +/- 0.1mm
Ko	4.00mm +/- 0.1mm
W	12.00mm +/- 0.3mm
P1	8.00mm +/- 0.1mm

## Ordering Information

Part number	Description
MABA-009594-CF18A0	2000 piece reel
MABA-009594-CF18TB	Customer Test Board