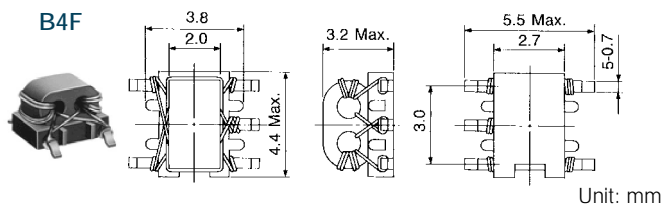
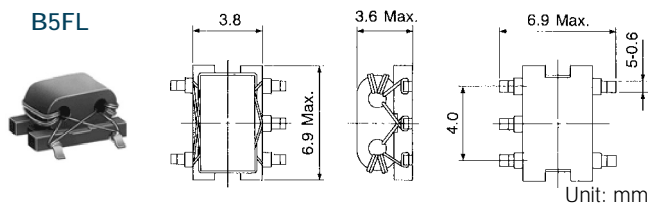


TYPE B4F: Surface Mount



TYPE B5FL: Surface Mount



Features

- Pair wire coil for high stability.
- Base pin terminal treated, allowing mounting 'as is' on a PCB.

Applications

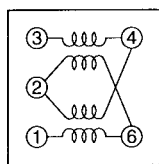
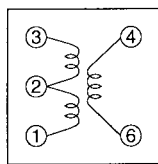
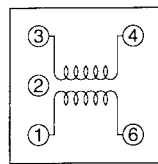
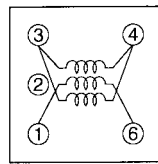
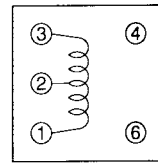
- Double balance mixers, broad-band transformers, impedance transformers, etc.

STANDARD TRANSFORMERS SELECTION GUIDE

TYPE B4F					
TOKO Part Number	Number of Turns per Winding	Operating Frequency Range (MHz)	Insertion Loss (dB)	Fig.	
Double Balanced Mixer					
617DB-1007	2	25~2000	3	1	
617DB-1009	3	6~2000	3	1	
617DB-1006	3	150~2300	3	1	
617DB-1010	4	3.5~2000	3	1	
617DB-1018	5	2~2000	3	1	
Frequency Mixer					
617PT-1025	1	—		2	
617PT-1019	2	8~750	3	2	
617PT-1026	3	3.5~700	3	2	
Balun Transformer					
617DB-1021	1½	20~750	3	3	
617DB-1022	2½	4.5~3300	3	3	
617DB-1023	3½	2.3~2700	3	3	
617DB-1024	4½	1.5~2400	3	3	
Distributor					
617DS-1079	2	1300~1700	IN to OUT-1,2 4.5dB max.	5	
617DS-1076	3	800~1000	IN to OUT-2 (ISOLATION) 15dB min.	5	

TYPE B5FL					
TOKO Part Number	Number of Turns per Winding	Operating Frequency Range (MHz)	Insertion Loss (dB)	Fig.	
Double Balanced Mixer					
616DB-1003	2	30~850	3	1	
616DB-1004	3	6.5~1000	3	1	
616DB-1007	4	3.5~1600	3	1	
616DB-1008	5	2.5~1500	3	1	
Frequency Mixer					
616PT-1027	1	—	3	2	
616PT-1028	2	8~550	3	2	
616PT-1029	3	3.5~500	3	2	
616PT-1030	4	2~370	3	2	
616PT-1037	1	—	3	2	
616PT-1038	2	500~850	3	2	
616PT-1039	3	240~500	3	2	
616PT-1040	4	85~380	3	2	
Balun Transformer					
616DB-1048	1½	5.5~850	3	3	
616DB-1049	2½	2.5~2000	3	3	
616DB-1050	3½	1.2~1700	3	3	
616DB-1051	4½	0.8~1400	3	3	
616DB-1078	5½	0.6~1300	3	3	
Balun Transformer					
616DB-1053	1½	160~2200	3	4	
616DB-1017	2½	55~1700	3	4	
616DB-1054	3½	30~1400	3	4	

Pin Connections

Double balanced
Fig. 1Mixer transformer
Fig. 2Balun transformer
Fig. 3Balun transformer
Fig. 4Distributor
Fig. 5