

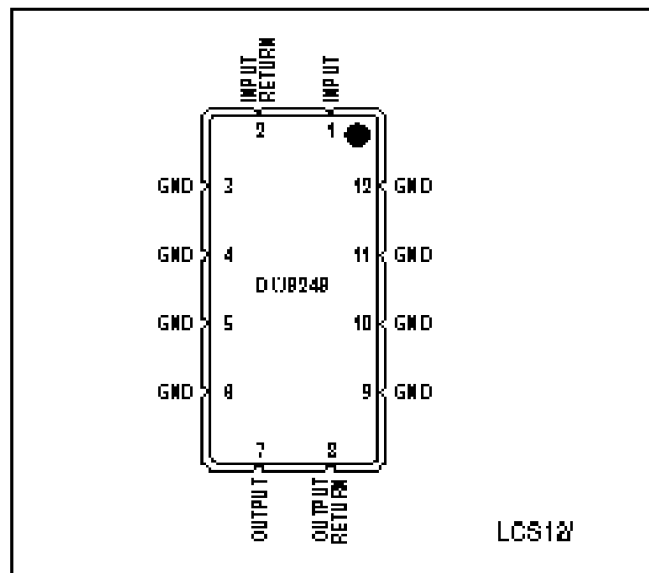
The DW9249 112.32MHz SAW I.F. filter has been specifically developed for the Digital European Cordless Telephone (DECT) market.

By using a centre frequency of 112.32MHz, the DW9249 overcomes the potential problems of 6th and 8th harmonic interference often associated with filters centred at 110.592MHz.

The filter offers excellent temperature stability, (ST-Quartz substrate) plus low Group Delay Ripple ($\pm 100\text{ns}$ max.) and is available in the latest, low profile ceramic surface mount package technology.

FEATURES

- Extremely Low Group Delay Ripple
- Wide Operating Temperature
- High Co-channel rejection
- High Adjacent Channel Rejection
- Highly Reproducible Impedance Characteristics
- Balanced or Unbalanced Drive
- Low Profile Leadless Ceramic Surface Mount Package Suitable for Automated Assembly



ABSOLUTE MAXIMUM RATINGS

DC Voltage	VDC	0V
Input Power Max.	PIN	10dBm

NOMINAL IMPEDANCE

Input:	1.1k Ω // 9.25pF
Output:	1.2k Ω // 12pF

50 Ω TEST BOARD COMPONENTS

Input:	Series Ind. 180nH, Shunt Cap. 60.7pF
Output:	Series Ind. 100nH

Components: Coilcraft 1008CS Inductors : Murata 0805 Capacitors

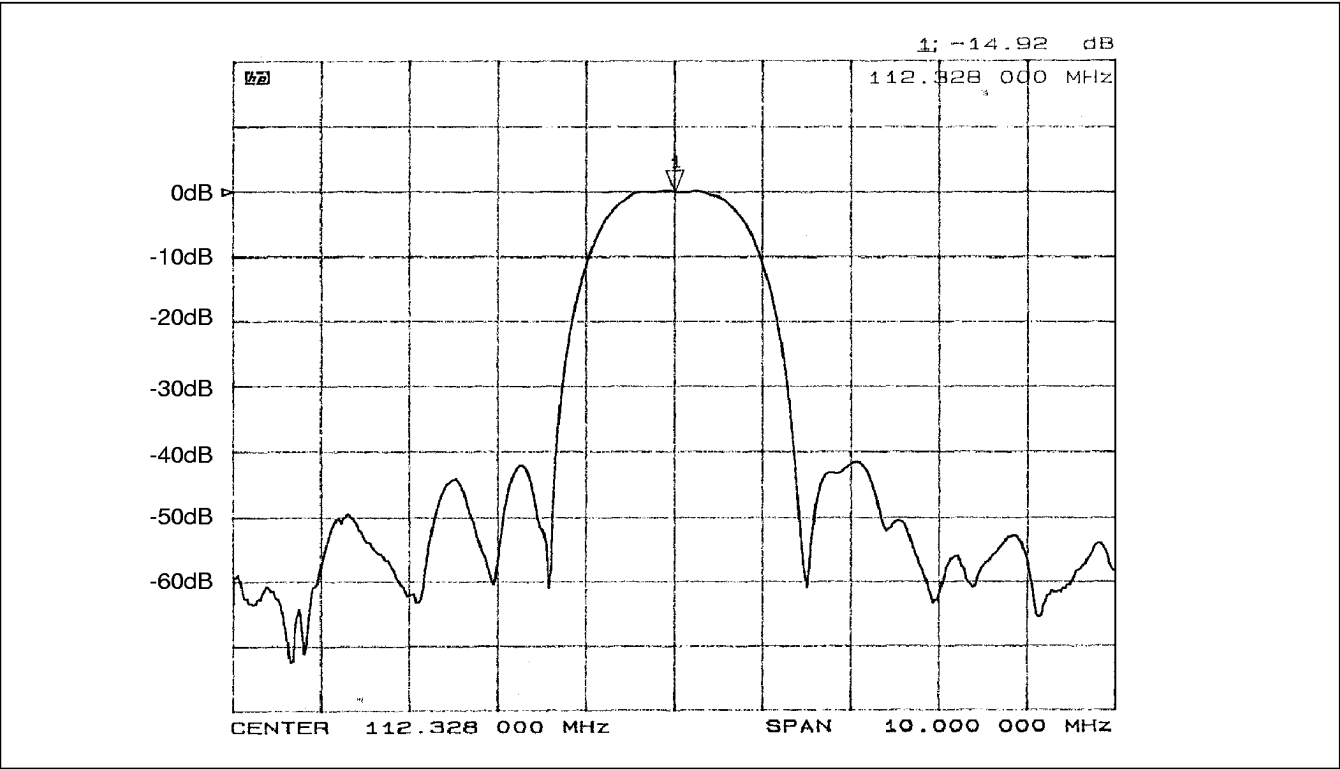
ORDERING INFORMATION

DW9249

REFERENCE APPLICATION NOTE:

DW9249 - SAW Bandpass Filter for D.E.C.T.

DW9249



Typical Response of DW9249

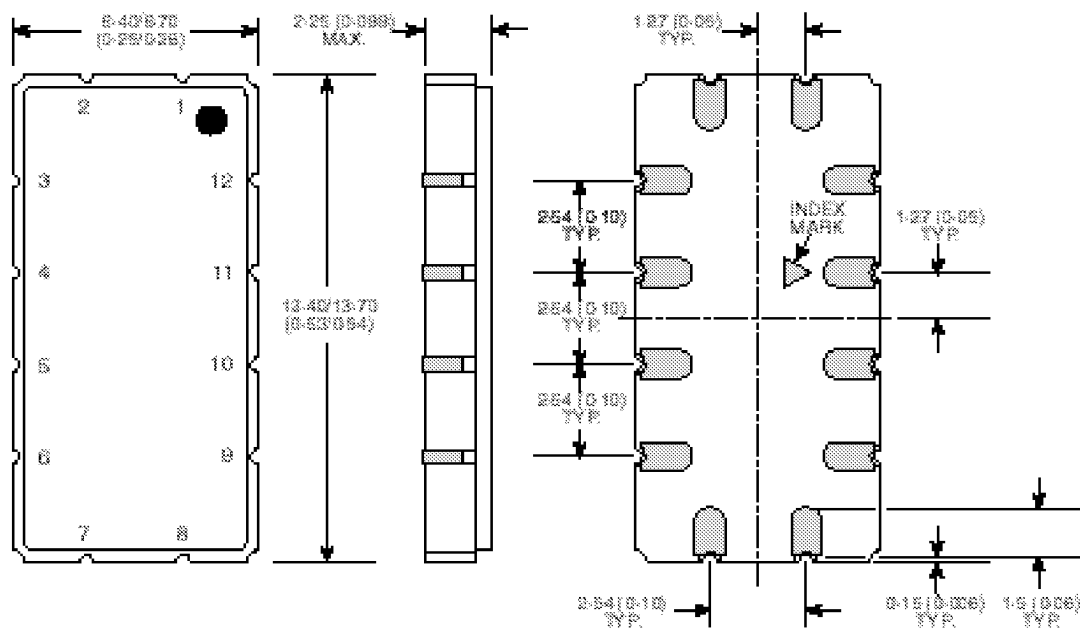
ELECTRICAL CHARACTERISTICS @ 25°C

Parameter	Typ		Units
Centre Frequency (F ₀)		112.320	MHz
-3dB Bandwidth	±720	±576	KHz
Group Delay Ripple (F ₀ ±576kHz)	±80	±100 (Max)	ns
Insertion Loss	15	16 (Max)	dB
Stopband Attenuation:			
F ₀ ±1.152MHz	20	>15	dB
F ₀ ±1.728MHz	40	>30	dB
F ₀ ±3.556MHz	45	>40	dB
F ₀ ±5MHz	50	>45	dB
Amplitude Ripple (pk to pk)	±0.4	±0.6	dB
Operating Temperature Range		-20 to +85	°C

GPS reserves the right to modify these 'datasheets' when necessary to provide optimum performance and cost.

PACKAGE DETAILS

Dimensions are shown thus: mm (in). For further package information, please contact your local Customer Service Centre.



NOTES

1. Controlling dimensions are millimetres.
2. This package outline diagram is for guidance only. Please contact your Mitel Semiconductor Customer Service Centre for further information.

12-PAD LEADLESS CHIP CARRIER (SEAM SEAL) - LCS12/1



HEADQUARTERS OPERATIONS

MITEL SEMICONDUCTOR

Cheney Manor, Swindon,
Wiltshire SN2 2QW, United Kingdom.
Tel: (01793) 518000
Fax: (01793) 518411

MITEL SEMICONDUCTOR

1500 Green Hills Road,
Scotts Valley, California 95066-4922
United States of America.
Tel (408) 438 2900
Fax: (408) 438 5576/6231

Internet: <http://www.gpsemi.com>

CUSTOMER SERVICE CENTRES

- **FRANCE & BENELUX** Les Ulis Cedex Tel: (1) 69 18 90 00 Fax: (1) 64 46 06 07
- **GERMANY** Munich Tel: (089) 419508-20 Fax: (089) 419508-55
- **ITALY** Milan Tel: (02) 6607151 Fax: (02) 66040993
- **JAPAN** Tokyo Tel: (03) 5276-5501 Fax: (03) 5276-5510
- **KOREA** Seoul Tel: (2) 5668141 Fax: (2) 5697933
- **NORTH AMERICA** Scotts Valley, USA Tel: (408) 438 2900 Fax: (408) 438 5576/6231
- **SOUTH EAST ASIA** Singapore Tel: (65) 3827708 Fax: (65) 3828872
- **SWEDEN** Stockholm Tel: 46 8 702 97 70 Fax: 46 8 640 47 36
- **TAIWAN, ROC** Taipei Tel: 886 2 25461260 Fax: 886 2 27190260
- **UK, EIRE, DENMARK, FINLAND & NORWAY**
Swindon Tel: (01793) 726666 Fax: (01793) 518582

These are supported by Agents and Distributors in major countries world-wide.

© Mitel Corporation 1998 Publication No. DS3811 Issue No. 3.4 October

TECHNICAL DOCUMENTATION – NOT FOR RESALE. PRINTED IN UNITED KINGDOM

This publication is issued to provide information only which (unless agreed by the Company in writing) may not be used, applied or reproduced for any purpose nor form part of any order or contract nor to be regarded as a representation relating to the products or services concerned. No warranty or guarantee express or implied is made regarding the capability, performance or suitability of any product or service. The Company reserves the right to alter without prior notice the specification, design or price of any product or service. Information concerning possible methods of use is provided as a guide only and does not constitute any guarantee that such methods of use will be satisfactory in a specific piece of equipment. It is the user's responsibility to fully determine the performance and suitability of any equipment using such information and to ensure that any publication or data used is up to date and has not been superseded. These products are not suitable for use in any medical products whose failure to perform may result in significant injury or death to the user. All products and materials are sold and services provided subject to the Company's conditions of sale, which are available on request.

All brand names and product names used in this publication are trademarks, registered trademarks or trade names of their respective owners.