

KLL-5EB

KLL-5EB is a high bright InGaN blue LED, and has the optimized optical characteristics.

Features

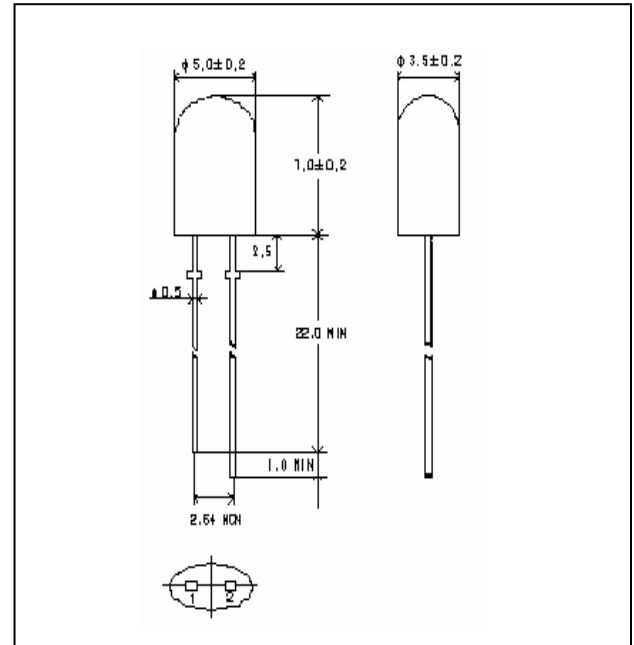
- Transparent epoxy lens
- High Optical Output

Applications

- Display
- Indicator
- Signage

DIMENSIONS

Unit : [mm]



Maximum Ratings

[Ta=25°C]

Parameter	Symbol	Ratings	Unit
Reverse voltage	V_R	5	V
Forward current	I_F	30	mA
Pulse forward current ^{*1}	I_{FP}	0.1	A
Power dissipation	P_D	105	mW
Operating temperature	$T_{opr.}$	-30 ~ +85	°C
Storage temperature	$T_{stg.}$	-40 ~ +100	°C
Soldering Temperature ^{*2}	$T_{sol.}$	260	°C

*1. I_{FP} Measured under duty $\leq 1/10$ @ 1KHz

*2. Soldering time ≤ 5 Sec

Keep the distance more than 3mm from soldering foundation.

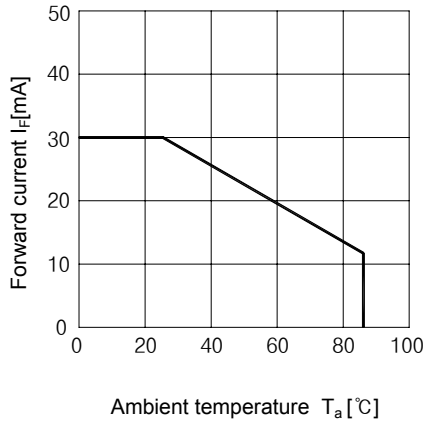
Electro-Optical Characteristics

[Ta=25°C]

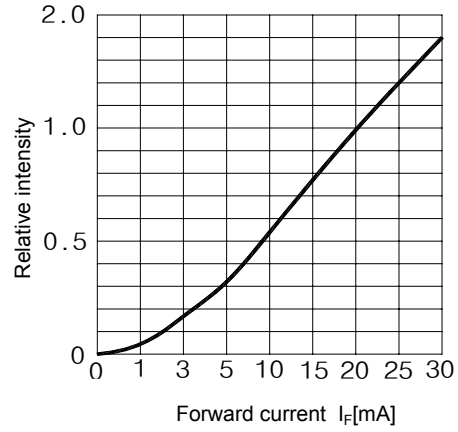
Parameter	Symbol	Conditions	Min	Typ	Max	Unit
Forward voltage	V_F	$I_F = 20$ mA	2.7	3.2	3.4	V
Reverse current	I_R	$V_R = 5$ V	-	-	10	uA
Luminous Intensity	I_v	$I_F = 20$ mA	500	650	-	mcd
Peak emission wavelength	λ_P	$I_F = 20$ mA	-	455	-	nm
Doninant Wave Length	λ_d	$I_F = 20$ mA	450	-	460	nm
Spectral half bandwidth	$\Delta\lambda$	$I_F = 20$ mA	-	25	-	nm
Half angle	$2\Delta\theta_{1/2}$	$I_F = 20$ mA	-	110/50	-	deg.

KLL-5EB

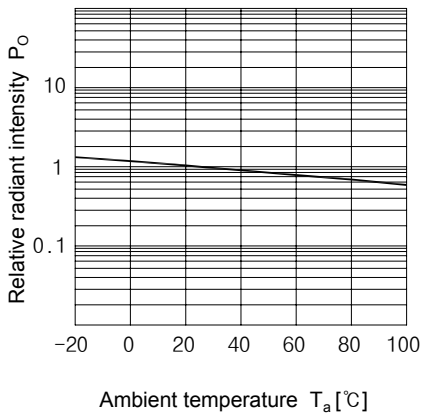
Forward current vs. Ambient temperature



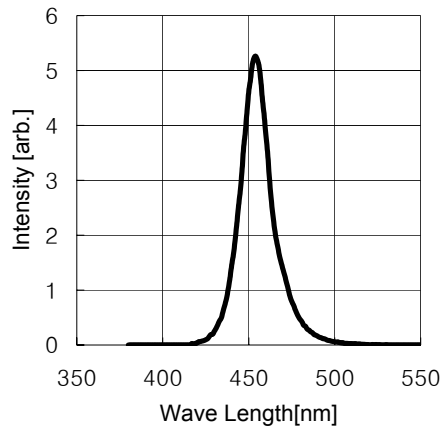
Radiant Intensity vs. Forward current



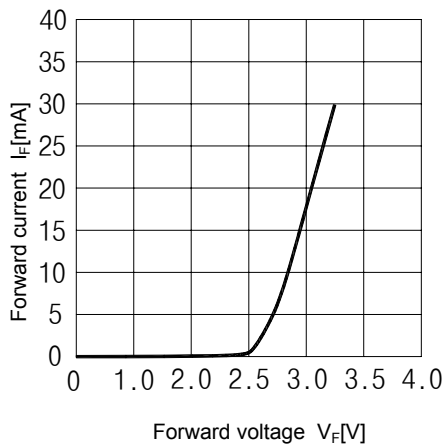
Relative radiant intensity vs. Ambient temperature



Relative intensity vs. Wavelength



Forward current vs. Forward voltage



Radiant Pattern

