

**PLEASE CHECK WWW.MOLEX.COM FOR LATEST PART INFORMATION**

**Part Number:** [0923150605](#)  
**Status:** **Active**  
**Overview:** [picoflex](#)  
**Description:** Picoflex® PF-50 IDT-to-IDT, 6 Circuits, 1.20m (3.94' ) Length

**Documents:**

[3D Model](#) [Product Specification PS-99020-0011 \(PDF\)](#)  
[Drawing \(PDF\)](#) [RoHS Certificate of Compliance \(PDF\)](#)

**General**

Product Family	Cable Assemblies
Series	<a href="#">92315</a>
Connector to Connector	Picoflex® IDT-to-IDT
Overview	<a href="#">picoflex</a>
Product Name	Picoflex®

**Physical**

Cable Length	1.20m (3.94' )
Circuits (Loaded)	6
Color - Resin	Natural
Gender	Female-Female
Lock to Mating Part	None
Material - Metal	Phosphor Bronze
Material - Plating Mating	Tin
Material - Plating Termination	Tin
Material - Resin	Polyester
Packaging Type	Bag
Pitch - Mating Interface (in)	0.050 In
Pitch - Mating Interface (mm)	1.27 mm
Plating min: Mating (µin)	80.00
Plating min: Mating (µm)	2.000
Plating min: Termination (µin)	80.00
Plating min: Termination (µm)	2.00
Single Ended	No
Termination Interface: Style	IDT or Pierce
Waterproof / Dustproof	No
Wire Insulation Diameter	N/A
Wire Size AWG	28
Wire/Cable Type	PVC, Ribbon Cable

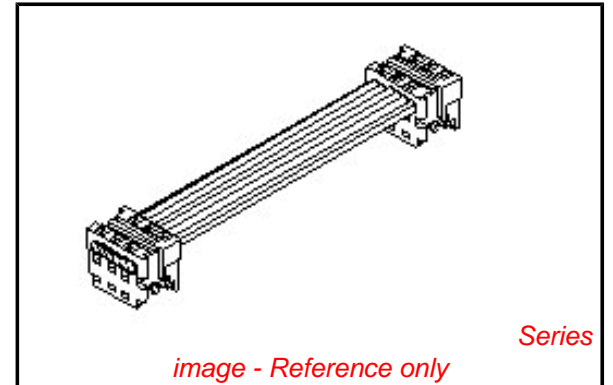
**Electrical**

Current - Maximum per Contact	1.2A
Shielded	No
Voltage - Maximum	250V

**Material Info**

**Reference - Drawing Numbers**

Product Specification	PS-99020-0011
Sales Drawing	SD-92315-001



**EU RoHS**

**ELV and RoHS  
Compliant**  
**REACH SVHC  
Not Reviewed**  
**Halogen-Free  
Status**

**China RoHS**



**Need more information on product  
environmental compliance?**

Email [productcompliance@molex.com](mailto:productcompliance@molex.com)  
 For a multiple part number RoHS Certificate of  
 Compliance, [click here](#)

Please visit the [Contact Us](#) section for any  
 non-product compliance questions.

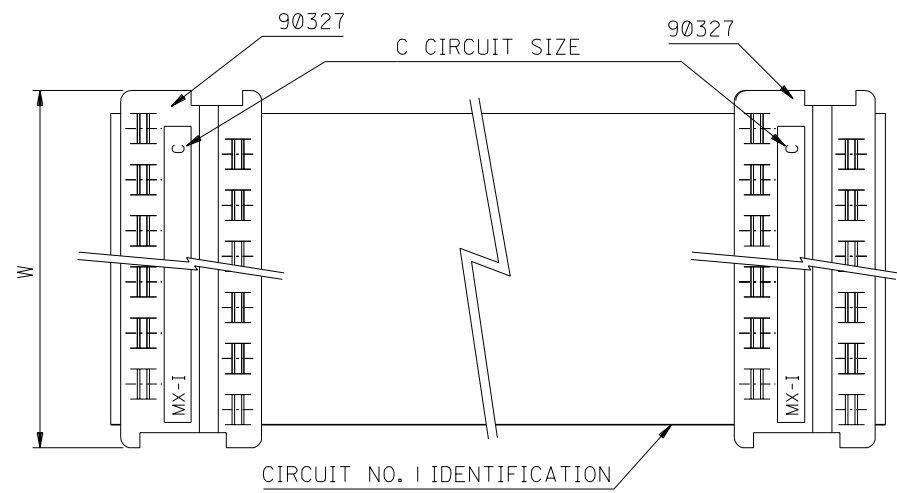
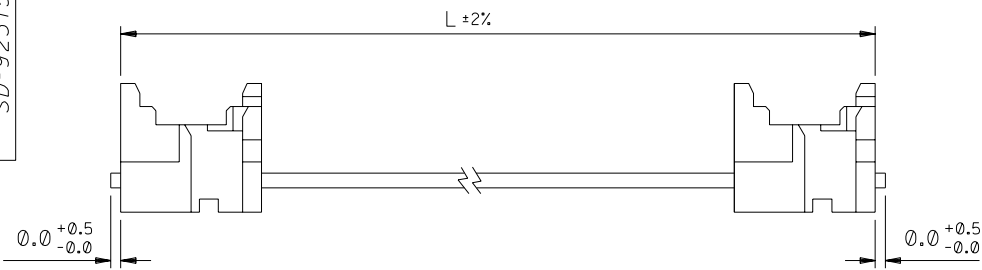
**Search Parts in this Series**

[92315Series](#)

**Mates With**

Picoflex® PF-50 Header [90325](#) , [90800](#) ,  
[90779](#) , [90715](#) , [90814](#)

PART NO. SEE CHART  
 DWG. NO. SD-92315-001



90327 CONNECTOR	
CIRCUIT SIZE	DIMENSION W
4	7.59
6	10.13
8	12.67
10	15.21
12	17.75
14	20.29
16	22.83
18	25.37
20	27.91
22	30.45
24	32.99
26	35.53

CABLE DETAILS:  
 28 AWG , 1.27 MM PITCH , 7 STRANDS WITH TINNED COPPER ,  
 GREY PVC INSULATION WITH A COLOURED POLARITY STRIPE  
 INDICATING CIRCUIT NO. 1, UL 2651.

ORDERING INFORMATION

92315-\*\*\*\*  
 CIRCUIT SIZE  
 LENGTH L IN CENTIMETRES  
 LENGTHS AVAILABLE FROM 6 CM TO 120 CM  
 e.g. 92315-1208 = 12 CIRCUIT  
 WITH LENGTH L OF 8 CM.

NOTE : FOR LENGTHS OF  
 100 CM , THE PART NO. IS 92315-\*\*01  
 105 CM , THE PART NO. IS 92315-\*\*02  
 110 CM , THE PART NO. IS 92315-\*\*03  
 115 CM , THE PART NO. IS 92315-\*\*04  
 120 CM , THE PART NO. IS 92315-\*\*05

NOTES:

1. SEE PRODUCT SPECIFICATIONS PS-99020-0011.
2. SEE TERMINATION SPECIFICATION ES-99033-0001.
3. SEE CABLE SPECIFICATION ES-99027-0006.
4. HARNESSES WILL BE 100% ELECTRICALLY TESTED FOR SHORTS AND DISCONTINUITIES.

ADDED OPTION EC NO. 2002-1088 DRAWN: MKUBOVCI 02/06/07 CHK: / / / APPR: / / / B	DESCRIPTION MAJOR CRITICAL C	QUALITY SYMBOLS = =	GENERAL TOLERANCES: (UNLESS SPECIFIED)		SCALE 4 : 1	DESIGN UNITS <input checked="" type="checkbox"/> mm <input type="checkbox"/> INCH	DIMENSIONS: <input type="checkbox"/> mm <input type="checkbox"/> INCH <input checked="" type="checkbox"/> mm ONLY	SHT REV	
			4 PLACES ±0.     ±.	3 PLACES ±0.     ±.	2 PLACES ±0.     ±.	1 PLACE ±0.     ±.	ANGULAR: ± 1/2 °	DRAWN BY & DATE MCURRAN 98/06/19	CHECKED BY & DATE AMcCANN 98/06/19
DRAFT WHERE APPLICABLE MUST REMAIN WITHIN DIMENSIONS			THIS DRAWING CONTAINS INFORMATION THAT IS PROPRIETARY TO MOLEX INCORPORATED AND SHOULD NOT BE USED WITHOUT WRITTEN PERMISSION.						SHEET NO. 1 OF 1 SIZE B