


# PLASTIC FILM CAPACITORS



## AK series (Tape-wrapped Axial Compact Type)

- Non-inductive construction, compact size, metallized film capacitor with axial lead wires.
- Highly reliable with self-healing property.
- Minimum loss at high frequency.
- Tape-wrapped and epoxy endfilled at both leads for superior mechanical strength and humidity resistance.
- High capacitance value, offering a wide variety of applications.
- Adapted to the RoHS directive (2002/95/EC).



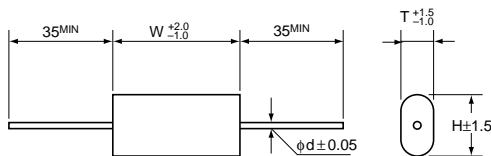
### Applications

- Filtering DC-blocking, coupling and so on of general communications equipment and use in AC circuits for motor starting, charging / discharging, lighting, etc.
- Some A.C. applications may cause capacitor failure, over heating of the capacitors and/or discharge may be the result. Please contact us about details for A.C. application.

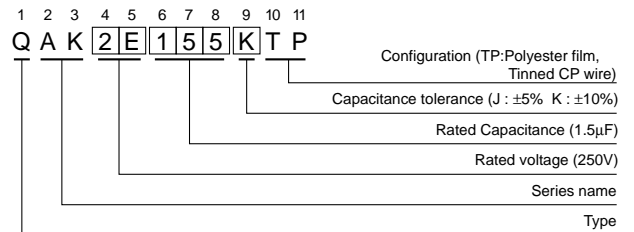
### Specifications

Item	Performance Characteristics
Category Temperature Range	-40 ~ +85°C
Rated Voltage	250, 400, 630VDC
Rated Capacitance Range	0.1 ~ 10μF
Capacitance Tolerance	±5% (J), ±10% (K)
Dielectric Loss Tangent	1.0% or less (at 1kHz 20°C)
Insulation Resistance	C ≤ 0.33μF : 9000 MΩ or more    C > 0.33μF : 3000 ΩF or more
Withstand Voltage	Between Terminals                      Rated Voltage × 175%, 1 ~ 5 secs. Between Terminals and Coverage      Rated Voltage × 200%, 1 ~ 5 secs.
Encapsulation	Adhesive polyester film, epoxy resin

### Drawing



### Type numbering system (Example : 250V 1.5μF)



### Dimensions

Unit : mm

Cap.(μF)	V(Code) Code	250VDC (2E)				400VDC (2G)				630VDC (2J)			
		T	W	H	d	T	W	H	d	T	W	H	d
0.1	104									4.5	28.0	11.0	0.8
0.15	154									6.0	28.0	12.5	0.8
0.22	224									7.0	28.0	15.0	0.8
0.33	334					6.0	23.0	14.0	0.8	9.0	28.0	17.0	0.8
0.47	474	4.0	23.0	10.5	0.8	7.5	23.0	15.5	0.8	9.5	33.0	17.5	0.8
0.68	684	5.5	23.0	11.5	0.8	7.5	28.0	15.5	0.8	10.0	38.0	19.5	1.0
1.0	105	6.0	23.0	14.0	0.8	9.5	28.0	17.5	0.8	11.0	44.0	20.5	1.0
1.5	155	6.5	28.0	14.5	0.8	11.5	28.0	21.0	0.8	14.5	44.0	23.5	1.0
2.2	225	8.0	28.0	16.0	0.8	12.0	33.0	21.5	0.8	16.5	50.0	26.0	1.0
3.3	335	8.0	33.0	18.0	0.8	15.5	33.0	25.0	0.8	21.0	50.0	30.0	1.0
4.7	475	10.5	33.0	20.0	0.8	17.0	39.0	26.5	1.0				
6.8	685	12.0	38.0	21.0	1.0								
10.0	106	15.0	38.0	24.0	1.0								