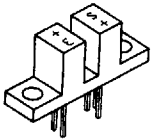
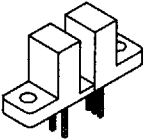
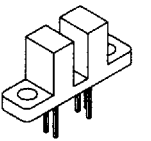
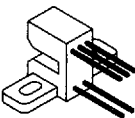


# Optoschmitt Assemblies

These assemblies are based on the SEP8506 IRED and SDP8600 optoschmitt product families. The sensor output is buffered by a Schmitt Trigger to guarantee transition times consistent with the requirements of todays digital circuits. Maximum IRED current value to cause sensor change of state is 20 mA. Output is grounded-emitter NPN transistor with an internal 10K $\Omega$  collector pull-up to V<sub>cc</sub>. Schmitt characteristics can be found on the SEP8506 and SDP8600 listings (see pages 18 and 25).

## ORDER AND SPECIFICATION GUIDE

Package Style	Part Number	Sensor Aperture (LxW) Inches	Polarity
 <p>Drawing 67 Page 47</p>	HOA2001-1 Note 1	0.060 dia	buffer
 <p>Drawing 68 Page 47</p>	HOA2002-1 Note 2 and 3	0.040 x 0.010	buffer
 <p>Drawing 69 Page 47</p>	HOA2003-1 Note 2 and 3	0.040 x 0.010	buffer
 <p>Drawing 70 Page 47</p>	HOA2004-1 Note 2 and 3	0.040 x 0.020	buffer

### NOTES:

1. The HOA2001 changes state as I<sub>F</sub> increases from zero to 10 mA max. Output is LO when input excitation is zero.
2. Assemblies in this family change state as I<sub>F</sub> increases from zero to 20 mA max. Output is LO when input excitation is zero.
3. HOA2002-1 and HOA2003-1 are identical except for sensor lead spacing.