

# Other

## Pin Header : 2mm pitch

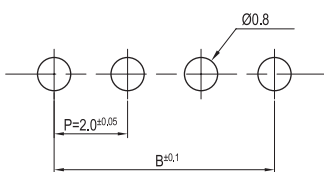
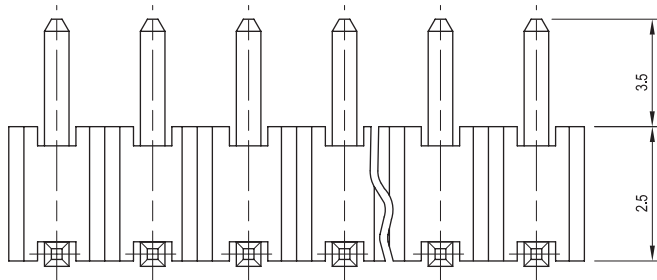
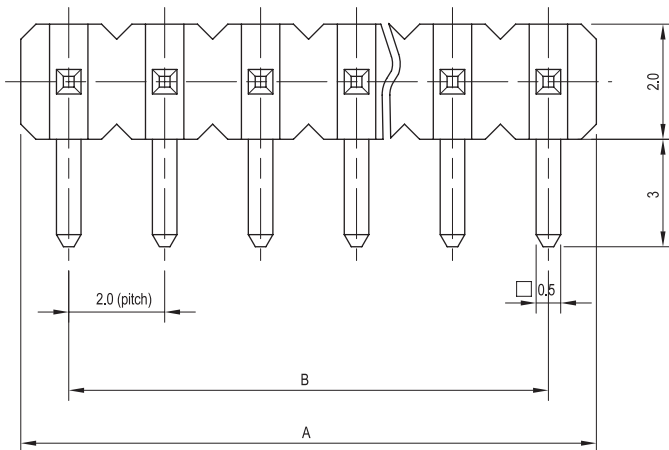



**Board-to-Board  
Wafer**

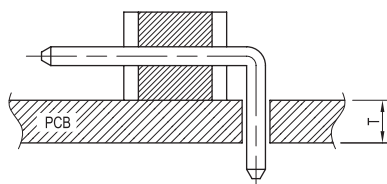
**YFAW200 Series**

**DIP**

**Right Angle**



**PCB LAYOUT**



**PCB ASS'Y**

### Material

I/NO	DESCRIPTION	TITLE	MATERIAL
1	BODY	YFAW200	PA66, UL94 V-O
2	PIN		Brass & Tin-Plated

### Available Pin

PARTS NO.	DIM. A	DIM. B
YFAW200-02	4.0	2.0
YFAW200-03	6.0	4.0
YFAW200-04	8.0	6.0
YFAW200-05	10.0	8.0
YFAW200-06	12.0	10.0
YFAW200-07	14.0	12.0
YFAW200-08	16.0	14.0
YFAW200-09	18.0	16.0
YFAW200-10	20.0	18.0
YFAW200-11	22.0	20.0
YFAW200-12	24.0	22.0
YFAW200-13	26.0	24.0
YFAW200-14	28.0	26.0
YFAW200-15	30.0	28.0
YFAW200-16	32.0	30.0
YFAW200-17	34.0	32.0
YFAW200-18	36.0	34.0
YFAW200-19	38.0	36.0
YFAW200-20	40.0	38.0
YFAW200-21	42.0	40.0
YFAW200-22	44.0	42.0
YFAW200-23	46.0	44.0
YFAW200-24	48.0	46.0
YFAW200-25	50.0	48.0
YFAW200-26	52.0	50.0
YFAW200-27	54.0	52.0
YFAW200-28	56.0	54.0
YFAW200-29	58.0	56.0
YFAW200-30	60.0	58.0
YFAW200-31	62.0	60.0

### Specification

ITEM	SPEC
Voltage Rating	AC/DC 250V
Current Rating	AC/DC 2A
Operating Temperature	-25°C~+85°C
Contact Resistance	-
Withstanding Voltage	AC500V/1min
Insulation Resistance	1000MΩ MIN
Applicable Wire	-
Applicable P.C.B	1.2~1.6mm
Applicable FPC/FFC	-
Solder Height	-
Crimp Tensile Strength	-
UL FILE NO	-