



SAW Components

Data Sheet B2580

Data Sheet

A large, stylized, 3D-rendered graphic of the word "EPCOS" in a light gray, sans-serif font. The letters are tilted and appear to be floating or emerging from a dark, textured background that resembles a globe or a complex circuit board. The overall effect is a sense of depth and modern technology.



SAW Components

B2580

Spectrum Shaping Filter

140,0 MHz

Data Sheet

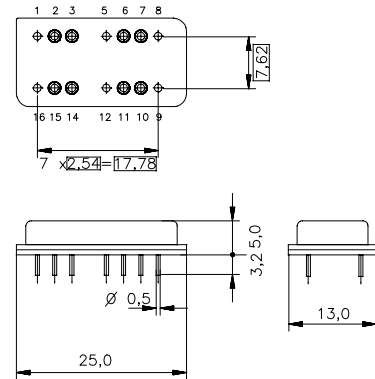
Metal package DIP 16

Features

- Spectrum shaping filter for digital radio systems
- Constant group delay
- Hermetically sealed metal package

Terminals

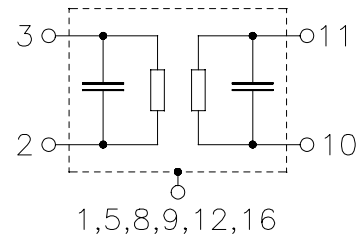
- Gold plated NiFeCo alloy



Dimensions in mm, approx. weight 4,2 g

Pin configuration

2	Input - ground
3	Input
10	Output - ground
11	Output
1, 5, 8, 9, 12, 16	Case - ground
6, 7, 14, 15	Not connected



Type	Ordering code	Marking and Package according to	Packing according to
B2580	B39141-B2580-E110	C61157-A7-A11	F61074-V8073-Z000

Electrostatic Sensitive Device (ESD)

Maximum ratings

Operable temperature range	T	- 40/+ 85	°C	
Storage temperature range	T_{stg}	- 40/+ 85	°C	
DC voltage	V_{DC}	0	V	
Source power	P_s	15	dBm	source impedance 50 Ω



SAW Components	B2580
Spectrum Shaping Filter	140,0 MHz

Data Sheet

Characteristics

Operating temperature:	$T = 40\text{ °C}$
Terminating source impedance:	$Z_S = 50\ \Omega$
Terminating load impedance:	$Z_L = 50\ \Omega$

		min.	typ.	max.	
Center frequency (center between 10 dB points)	f_C	139,85	140,00	140,15	MHz
Insertion attenuation at f_C	α_C	26,5	27,5	28,5	dB
Pass band tilt		—	-0,027	—	dB/MHz
Deviation from theoretical frequency resp.¹⁾	$\Delta\alpha$				
$f_C \dots f_C \pm (1-a) \cdot f_Y$		—	$\pm 0,1$	$\pm 0,2$	dB
$f_C \dots f_C \pm f_Y$		—	$\pm 0,2$	$\pm 0,3$	dB
Phase ripple (p-p)	$\Delta\phi$				
$f_C \dots f_C \pm f_Y$		—	1,5	2,0	°
Relative attenuation (relative to α_C)	α_{rel}				
80,0 ... 105,0 MHz		45,0	52,0	—	dB
105,0 ... 119,5 MHz		40,0	43,0	—	dB
160,5 ... 180,0 MHz		39,0	42,0	—	dB
180,0 ... 200,0 MHz		45,0	51,0	—	dB
Reflected wave signal suppression 0,5 μ s ... 2,5 μ s after main pulse		50,0	55,0	—	dB
Group delay at f_C	τ_C	—	0,825	—	μ s
Nyquist frequency	f_Y	—	13,824	—	MHz
Roll-off factor	a	—	0,45	—	
Partitioning factor	p	—	0,5	—	
Temperature coefficient of frequency	TC_f	—	-87	—	ppm/K

1) Theoretical frequency response

$$H(x) = (S(x))^p$$

$$S(x) = \begin{cases} 1 & \text{for } |x| \leq 1-a \\ \frac{1+\cos(\pi \cdot (|x|-1+a)/2a)}{2} & \text{for } 1-a < |x| < 1+a \\ 0 & \text{for } 1+a \leq |x| \end{cases}$$

$$x = (f-f_C)/f_Y$$



SAW Components

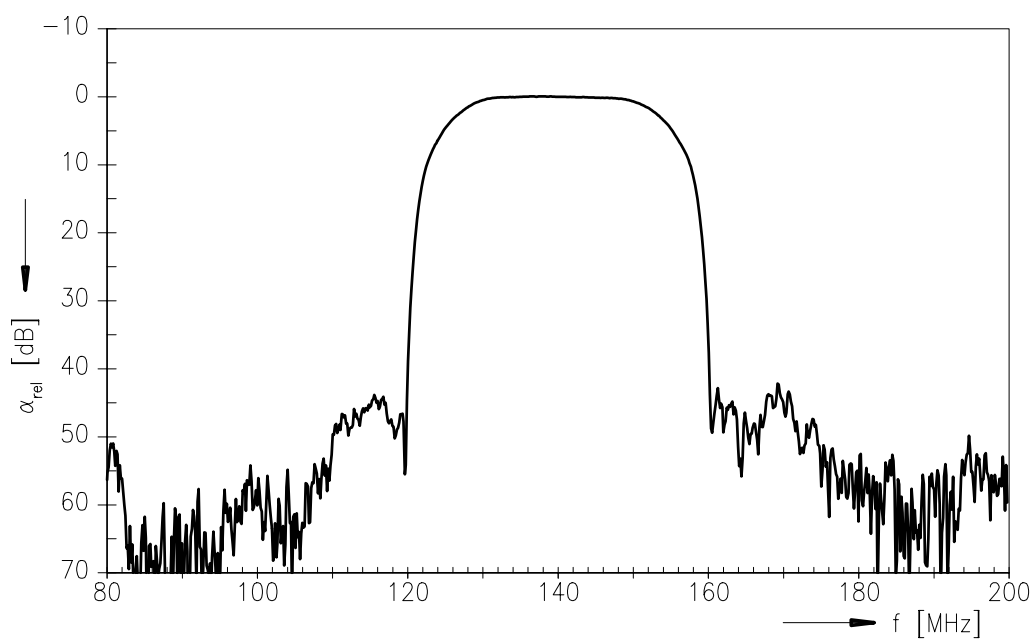
B2580

Spectrum Shaping Filter

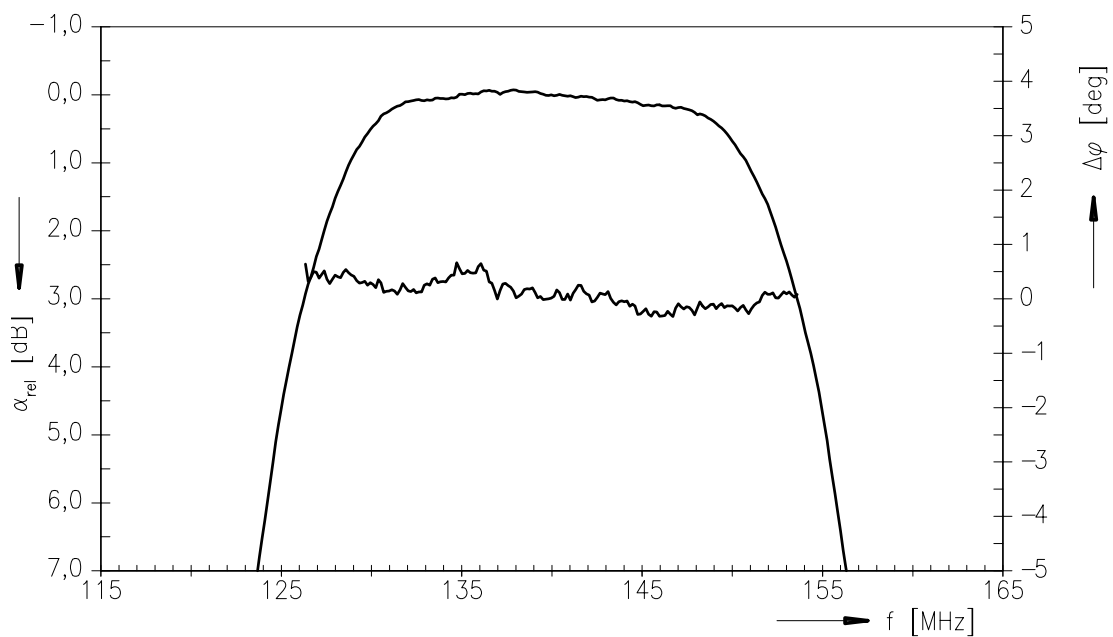
140,0 MHz

Data Sheet

Normalized frequency response



Normalized frequency response





SAW Components	B2580
Spectrum Shaping Filter	140,0 MHz

Data Sheet

Published by EPCOS AG
Surface Acoustic Wave Components Division, SAW MC IS
P.O. Box 80 17 09, D-81617 München

© EPCOS AG 1999. All Rights Reserved.

As far as patents or other rights of third parties are concerned, liability is only assumed for components per se, not for applications, processes and circuits implemented within components or assemblies.

The information describes the type of component and shall not be considered as assured characteristics.

Terms of delivery and rights to change design reserved.

For questions on technology, prices and delivery please contact the sales offices of EPCOS AG or the international representatives.

Due to technical requirements components may contain dangerous substances. For information on the type in question please also contact one of our sales offices.