



Renesas Semiconductor Lead-Free Packages

Background to the Trend toward Lead-Free Products

It is widely recognized that the absorption of lead into the human body can lead to a variety of health problems.

To protect the environment against contamination by lead from waste electronic equipment and components, there is a growing worldwide movement to restrict the use of lead.

Semiconductor products are no exception, and moves are also underway toward making Renesas semiconductor packages lead-free.

The European Union has agreed to implement the RoHS directive (the restriction of the use of certain Hazardous Substances in electrical and electronic equipment), starting in July 2006, prohibiting the use of lead, mercury, cadmium, hexavalent chromium, PBB (polybrominated biphenyls), and PBDE (polybrominated diphenyl ethers).

This directive was published in the official journal of the European Union in February 2003.



■ Lead-free packaging

- Using lead free materials for semiconductors. Initially, priority will be given to making terminals lead-free.*
- The higher melting points of lead-free solders and the resulting higher mounting temperatures require enhanced heat resistance in components.

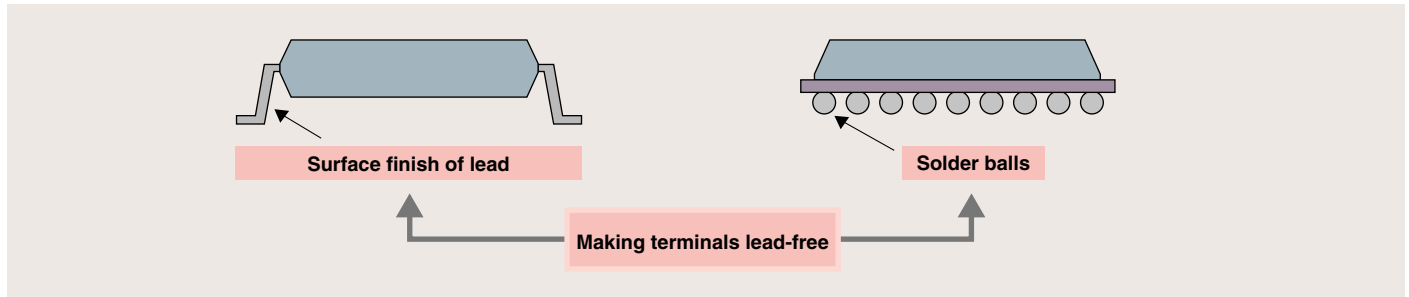
* Technologies are under development for eliminating lead inside packages, including sealing glass, and also die-bonding materials in some products.

■ The Renesas approach

- Heat-resistance improvement and provisions for mass production of lead-free terminals have been completed for all product families, and some products are already in mass production. consult a Renesas sales representative for the mass production details concerning particular products.
- The target date for the total abolition of lead from terminals is end of 2005.
- Lead-free products are differentiated from conventional products by a "Pb-Free T." marking on the label of the inner bag, box.

Lead-free packaging

■ Making package terminals lead-free



Lead-free specifications

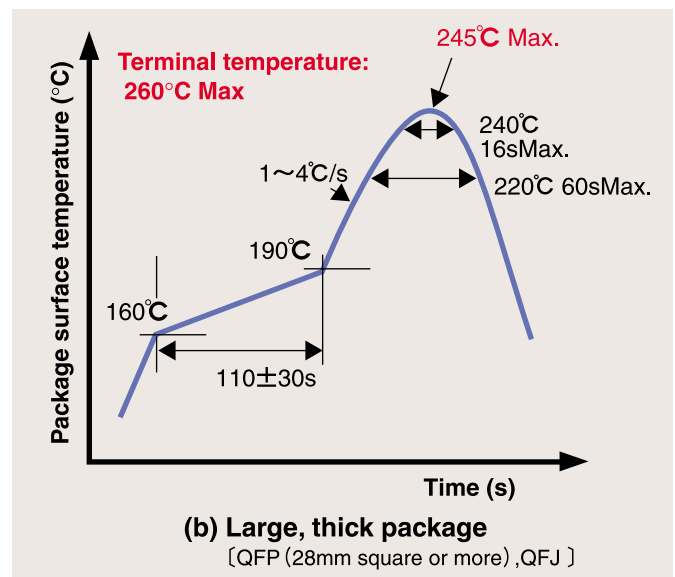
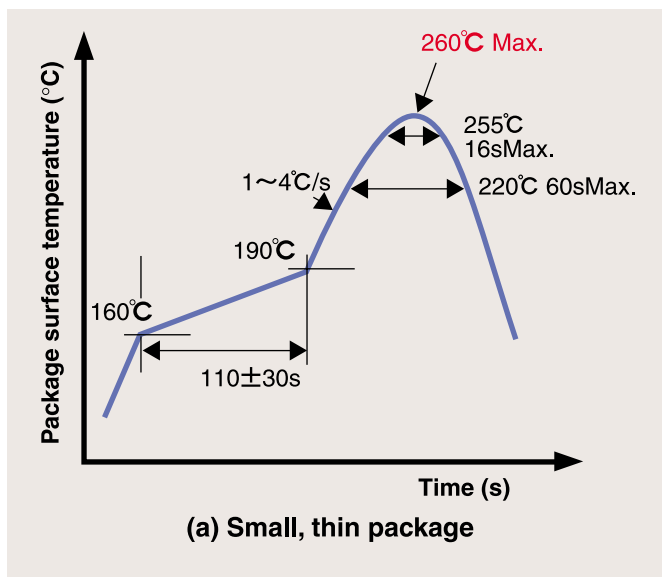
Package	Conventional specifications	Lead-free specifications
Surface-mount type (SMD)	Sn-Pb plating	Sn-Bi plating Sn-Cu plating Ni/Pd/Au plating
	Ni/Pd/Au plating	Same as conventional specifications
	Sn-Pb ball	Sn-Ag-Cu ball
Pin insertion type (THD)	Sn-Pb plating	Sn-Bi plating Sn-Cu plating
	Sn-Pb dipping	Sn-Cu dipping Ni/Pd/Au plating
	Sn-Cu plating	Same as conventional specifications
	Au plating	Same as conventional specifications

■ Improving heat resistance


































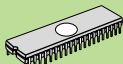













Lead-free soldering generally requires higher reflow temperature. Renesas has set the heat-resisting temperature of a surface-mount type package at 260°C or 245°C to withstand mounting with an Sn-Ag-Cu or similar high-melting-point lead-free solder. Solder heat-resistance is defined by the package surface temperature, and an appropriate temperature profile is offered according to the heat capacity of the package. Heat-resistance reflow profiles of small, thin packages and large, thick packages are shown below.



IR/air reflow profiles of small, thin packages and large, thick packages

Information is available on an individual basis for devices that do not conform to the profiles shown below.



Lead-free specifications for various packages

Package		Package name	Appearance	Sn-Bi plating	Sn-Cu plating	Ni/Pd/Au plating	Sn-Cu dipping	Sn-Ag-Cu ball	Sn plating	Au plating
Surface-mount type (SMD)	IC, LSI package	QFP, TQFP LQFP, HQFP								
		SOP, TSSOP TSOP(1), TSOP(2) HSOP								
		QFJ SOJ								
		P-VQFN								
		BGA TFBGA HBGA								
		LGA								
	Transistor, diode package	UPAK, SOT-89 DPAK(S), MP-3 LDBAK(S), TO-220S								
		MPAK SOT-23mod								
		URP UFP								
	IC, LSI package	DIP SDIP								
		G-DIP C-DIP								
		ZIP								
		PGA								
	Transistor, diode package	TO-92, TO-220 TO-3P								
		DO-34 DO-35								
		DPAK(L) LDBAK(L)								

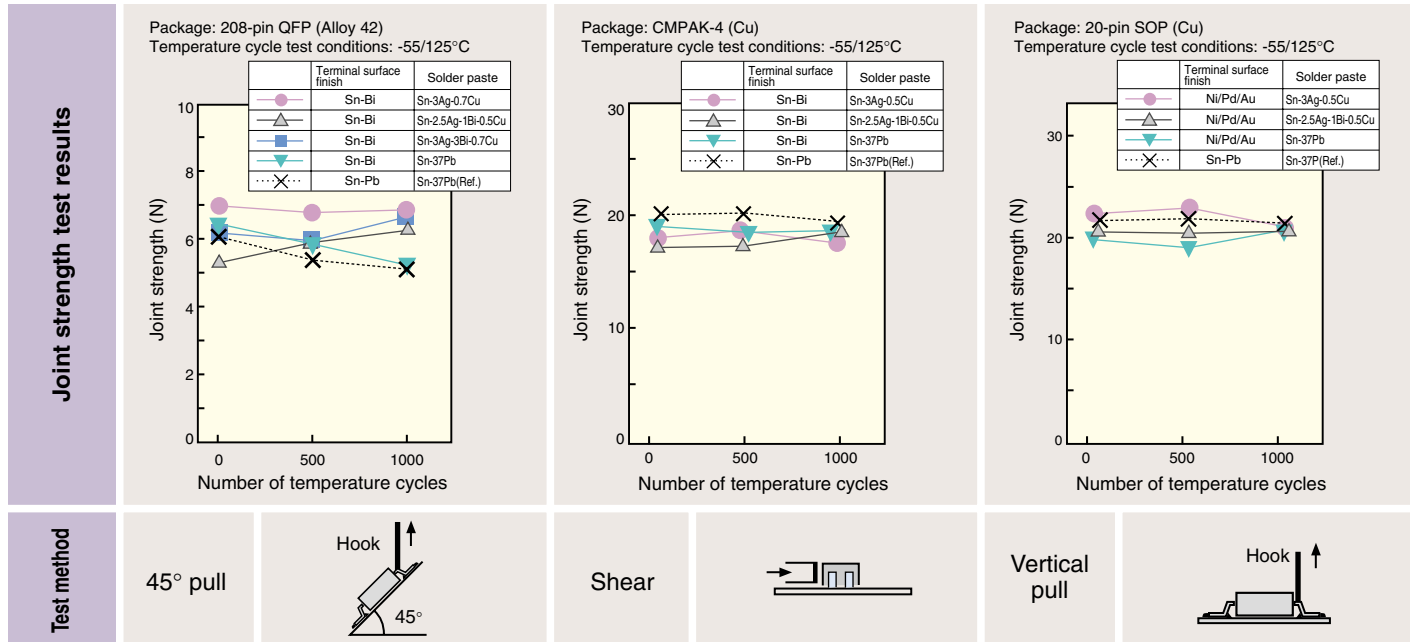
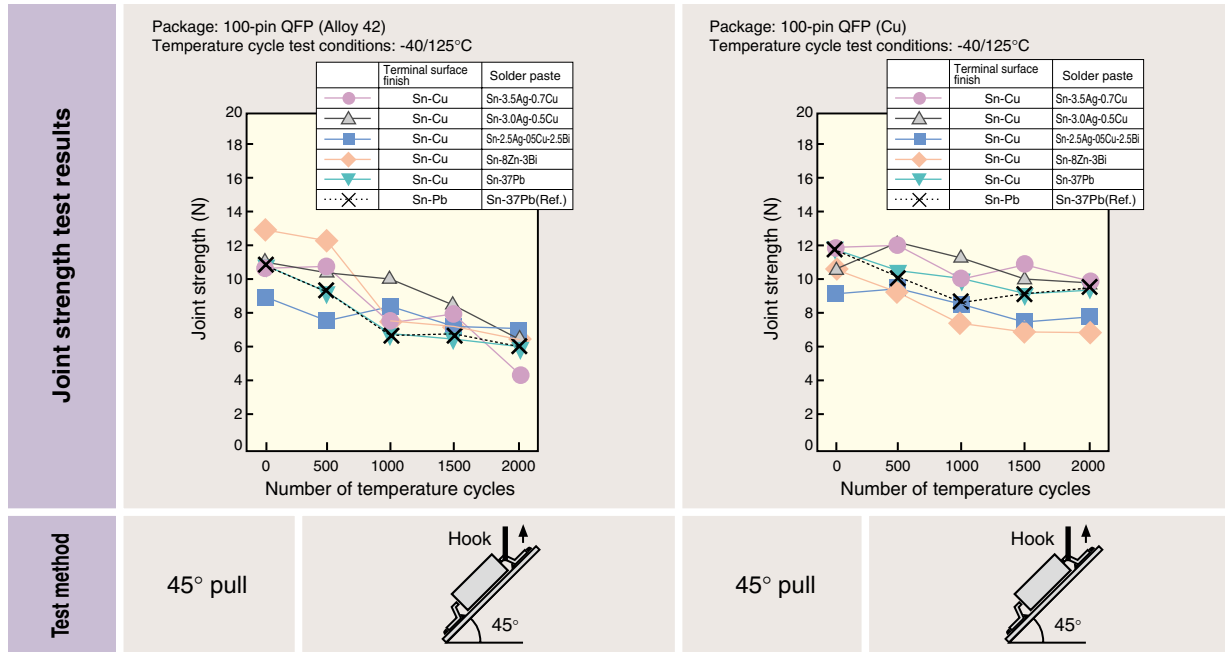
 :Lead-free specifications  :Same as conventional specifications

In the case of packages for which a number of specifications are indicated, the specification is determined by products. Specifications may differ for outsourced products.

Various test results

Joint strength test results of lead-free plating products

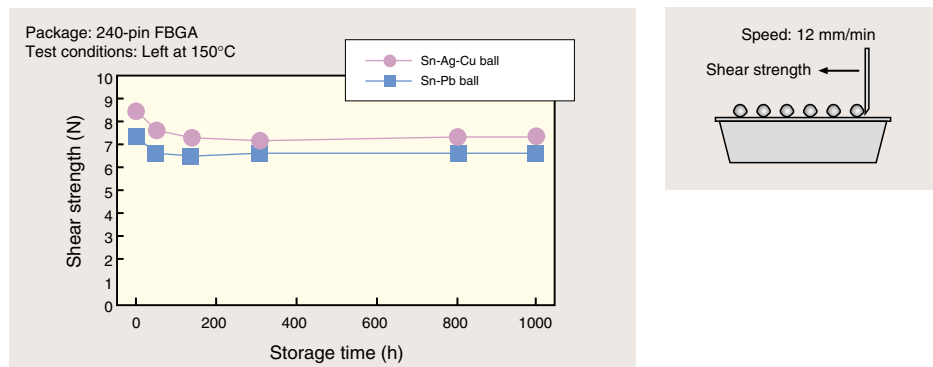
The joint strengths for both Alloy 42 and Cu lead frames are equivalent to conventional products (using Sn-Pb plating and Sn-Pb solder paste).



Joint strength test results of lead-free ball products

Shear strength of ball products

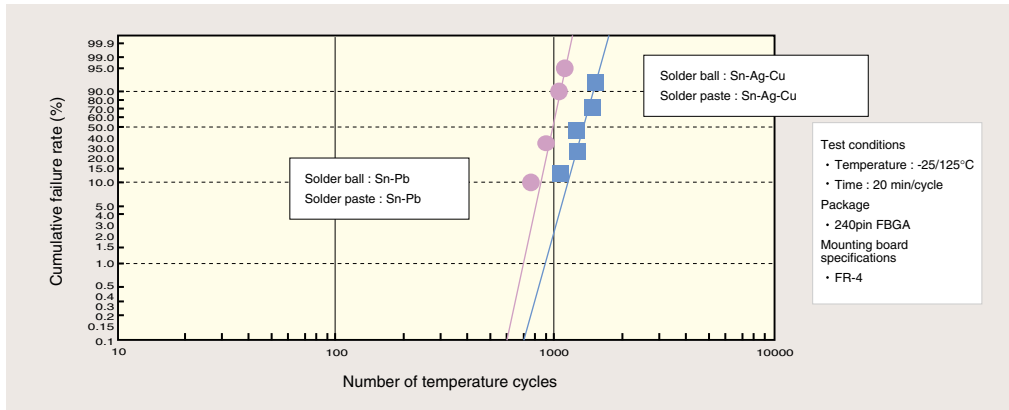
The joint strengths for Sn-Ag-Cu ball products are equivalent to conventional products.



The given data in this chapter "Various test results" cannot be guaranteed.

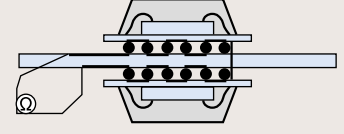
● Solder ball connection reliability

Connection reliability of Sn-Ag-Cu balls is equivalent to conventional products.



Connection reliability evaluation

Breakage evaluation with mounting on both sides of board




The given data in this chapter "Various test results" cannot be guaranteed.

Cross-sections of fillet shape after mounting on board

Sn-Bi plating vs Sn-Pb plating




Sn-Bi plating



Conventional Sn-Pb plating

Sn-Cu plating vs Sn-Pb plating



Sn-Cu plating




Conventional Sn-Pb plating

Ni/Pd/Au plating vs Sn-Pb plating




Ni/Pd/Au plating




Conventional Sn-Pb plating

Sn-Ag-Cu ball vs Sn-Pb ball

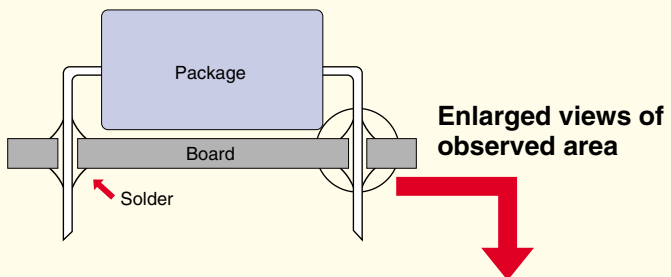


Sn-Ag-Cu ball



Conventional Sn-Pb ball

Sn-Cu dipping vs Sn-Pb dipping



Sn-Cu dipping



Conventional Sn-Pb dipping

Renesas Technology Corp. Sales Strategic Planning Div. Nippon Bldg., 2-6-2, Ohte-machi, Chiyoda-ku, Tokyo 100-0004, Japan

Keep safety first in your circuit designs!
1. Renesas Technology Corporation puts the maximum effort into making semiconductor products better and more reliable, but there is always the possibility that trouble may occur with them. Trouble with semiconductors may lead to personal injury, fire or property damage.
Remember to give due consideration to safety when making your circuit designs, with appropriate measures such as (i) placement of substitutive, auxiliary circuits, (ii) use of nonflammable material or (iii) prevention against any malfunction or mishap.

Notes regarding these materials
1. These materials are intended as a reference to assist our customers in the selection of the Renesas Technology Corporation product best suited to the customer's application; they do not convey any license under any intellectual property rights, or any other rights, belonging to Renesas Technology Corporation or a third party.
2. Renesas Technology Corporation assumes no responsibility for any damage, or infringement of any third-party's rights, originating in the use of any product data, diagrams, charts, programs, algorithms, or circuit application examples contained in these materials.
3. All information contained in these materials, including product data, diagrams, charts, programs and algorithms represents information on products at the time of publication of these materials, and are subject to change by Renesas Technology Corporation without notice due to product improvements or other reasons. It is therefore recommended that customers contact Renesas Technology Corporation or an authorized Renesas Technology Corporation product distributor for the latest product information before purchasing a product listed herein.
The information described here may contain technical inaccuracies or typographical errors.
Renesas Technology Corporation assumes no responsibility for any damage, liability, or other loss rising from these inaccuracies or errors.
Please also pay attention to information published by Renesas Technology Corporation by various means, including the Renesas Technology Corporation Semiconductor home page (<http://www.renesas.com>).
4. When using any or all of the information contained in these materials, including product data, diagrams, charts, programs, and algorithms, please be sure to evaluate all information as a total system before making a final decision on the applicability of the information and products. Renesas Technology Corporation assumes no responsibility for any damage, liability or other loss resulting from the information contained herein.
5. Renesas Technology Corporation semiconductors are not designed or manufactured for use in a device or system that is used under circumstances in which human life is potentially at stake. Please contact Renesas Technology Corporation or an authorized Renesas Technology Corporation product distributor when considering the use of a product contained herein for any specific purposes, such as apparatus or systems for transportation, vehicular, medical, aerospace, nuclear, or undersea repeater use.
6. The prior written approval of Renesas Technology Corporation is necessary to reprint or reproduce in whole or in part these materials.
7. If these products or technologies are subject to the Japanese export control restrictions, they must be exported under a license from the Japanese government and cannot be imported into a country other than the approved destination.
Any diversion or reexport contrary to the export control laws and regulations of Japan and/or the country of destination is prohibited.
8. Please contact Renesas Technology Corporation for further details on these materials or the products contained therein.



<http://www.renesas.com>

