


MC 1,5/...-ST-...

Plug,
plug-in direction **parallel** to the conductor axis
Pitch 3.5 or 3.81


(IEC)	rigid	flexible	I	U
[mm ²]	solid	stranded	AWG	[A]
Connection data	0.14-1.5	0.14-1.5	28-16	8 160



Description	No. of positions	Dim. a [mm]	Type	Order No.	Pcs. Pkt.
Plugs, 3.5 mm pitch, color: green	2	3.5	MC 1,5/2-ST-3,5	18 40 36 6	50
	3	7	MC 1,5/3-ST-3,5	18 40 37 9	
	4	10.5	MC 1,5/4-ST-3,5	18 40 38 2	
	5	14	MC 1,5/5-ST-3,5	18 40 39 5	
	6	17.5	MC 1,5/6-ST-3,5	18 40 40 5	
	7	21	MC 1,5/7-ST-3,5	18 40 41 8	
	8	24.5	MC 1,5/8-ST-3,5	18 40 42 1	
	9	28	MC 1,5/9-ST-3,5	18 40 43 4	
	10	31.5	MC 1,5/10-ST-3,5	18 40 44 7	
	11	35	MC 1,5/11-ST-3,5	18 40 45 0	
	12	38.5	MC 1,5/12-ST-3,5	18 40 46 3	
	13	42	MC 1,5/13-ST-3,5	18 40 47 6	
	14	45.5	MC 1,5/14-ST-3,5	18 40 48 9	
	15	49	MC 1,5/15-ST-3,5	18 40 49 2	
	16	52.5	MC 1,5/16-ST-3,5	18 40 50 2	
	17	56	MC 1,5/17-ST-3,5	18 40 51 5	
	18	59.5	MC 1,5/18-ST-3,5	18 40 52 8	
	19	63	MC 1,5/19-ST-3,5	18 40 53 1	
	20	66.5	MC 1,5/20-ST-3,5	18 40 54 4	
	Plugs, 3.81 mm pitch, color: green	2	3.81	MC 1,5/2-ST-3,81	
3		7.62	MC 1,5/3-ST-3,81	18 03 58 1	
4		11.43	MC 1,5/4-ST-3,81	18 03 59 4	
5		15.24	MC 1,5/5-ST-3,81	18 03 60 4	
6		19.05	MC 1,5/6-ST-3,81	18 03 61 7	
7		22.86	MC 1,5/7-ST-3,81	18 03 62 0	
8		26.67	MC 1,5/8-ST-3,81	18 03 63 3	
9		30.48	MC 1,5/9-ST-3,81	18 03 64 6	
10		34.29	MC 1,5/10-ST-3,81	18 03 65 9	
11		38.10	MC 1,5/11-ST-3,81	18 03 66 2	

12	41.91	MC 1,5/12-ST-3,81	18 03 67 5
13	45.72	MC 1,5/13-ST-3,81	18 03 68 8
14	49.53	MC 1,5/14-ST-3,81	18 03 69 1
15	53.34	MC 1,5/15-ST-3,81	18 03 70 1
16	57.15	MC 1,5/16-ST-3,81	18 03 71 4
17	60.96	MC 1,5/17-ST-3,81	18 40 32 4
18	64.77	MC 1,5/18-ST-3,81	18 40 33 7
19	68.58	MC 1,5/19-ST-3,81	18 40 34 0
20	72.39	MC 1,5/20-ST-3,81	18 40 35 3

Accessories

(1) Screwdriver , blade: 0.4 x 2.5 x 80 mm, length: 160 mm		SZS 0,4 x 2,5	12 05 03 7	10
(2) Marker card , with 14 pcs., 10-section marker strips, white, self-adhesive, for 140 terminal blocks		SK 3,5/2,8 or SK 3,81/2,8 (see info 1 , info 2)		

Technical data

Dimensions

Pitch [mm] see description

Pitch [mm] 3.5 / 3.81

Technical data in accordance with IEC / DIN VDE

Insulation material group	–		I	
Surge voltage category / contamination class	–/–	III / 3	III / 2	II / 2
Rated voltage	[V]	160	160	320
Rated surge voltage	[kV]	2.5	2.5	2.5
Nominal current / cross section	[A]/[mm ²]		8 / 1.5	
Maximum load current / cross section	[A]/[mm ²]		8 / 1.5	

Connection capacity

solid / stranded / conductor sizes	[mm ²]/[mm ²]/AWG	0.14 - 1.5 / 0.14 - 1.5 / 28 - 16
stranded with ferrules without / with plastic collar	[mm ²]	0.25 - 1.5 / 0.25 - 0.5

Multiple connection (2 conductors with same cross section)

solid / stranded	[mm ²]	0.14 - 0.5 / 0.14 - 0.75
stranded with ferrules without plastic collar	[mm ²]	0.25 - 0.34
stranded with TWIN ferrules with plastic collar	[mm ²]	0.5

Stripping length	[mm]	7
Internal cylindrical gage (IEC 947-1:1988)	–	A 1
Thread	–	M 2
Torque	[Nm]	0.22 - 0.25

Insulation material

Inflammability class acc. to UL 94	V2
Temperature indices RTI/Ti	125/100

Approval data (UL and CSA)

Nominal voltage / current /
conductor sizes

UL: [V] / [A] / AWG

300 / 8 / 30 - 14

CSA: [V] / [A] / AWG

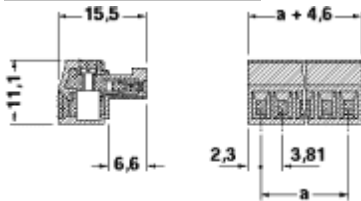
300 / 8 / 28 - 16

Articles printed in bold can be delivered at short notice.
Products with black or gray housing available on request.

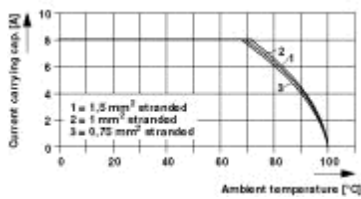
Note:

Only actuate MINI-COMBICON plug connectors when under no load condition. If for operating reasons small loads must be switched, experimental values are available on request.

Dimensional drawing



Diagram



Current carrying capacity depending on ambient temperature

Plug : MC 1,5/2-ST(F)-3,81(3,5)

Header : MC 1,5/2-ST(F)-3,81(3,5)

