

XR SERIES

Snap-Mount Rocker

— — — — — TO E74 ■ AULP

A-25-15

SIMPLE, DISTINCTIVE STYLING AND SNAP-IN MOUNTING make these compact rocker switches economical choices for applications requiring attractive appearance and reliable service at power levels up to 1,250 watts AC. Operating design combines snap action with sliding low contact resistance. Durable DuPont Zytel 101 molded cases and actuators afford conservative insulation ratings and high resistance to abuse. U.L Listed (File No. E7560) and C.S.A Certified (File No. LR9280, LR45044).

SPECIFICATIONS

Contact Rating: 10A at 125VAC, 5A at 250 VAC
Initial Contact Resistance: 50 milliohms max.
Insulation Resistance: 1,000 megohms min.
Life Expectancy: over 100,000 cycles
Terminals: will accept .250" quick connect or solder
Panel Accomodations:003" to .250"

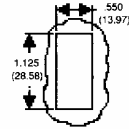
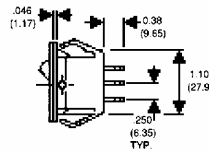
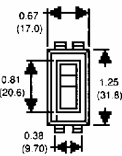
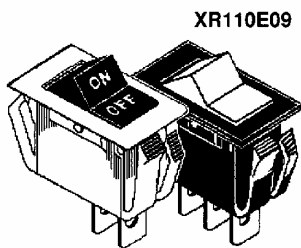
COLOR ORDERING INFORMATION

COMPLETE YOUR MODEL NUMBER BY ADDING THE DESIRED 2-DIGIT COLOR CODE NUMBER.

COLOR CODE	BODY	LEVER
00	BLACK	BLACK
02	BLACK	RED
09	BLACK	WHITE
90	WHITE	BLACK
92	WHITE	RED

EXAMPLE: XR110D09
 BODY COLOR: BLACK (0)
 LEVER COLOR: WHITE (9)

SPST/SPDT

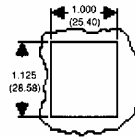
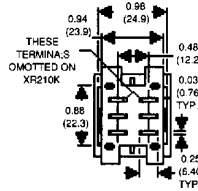
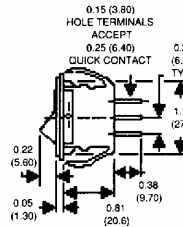
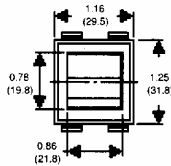
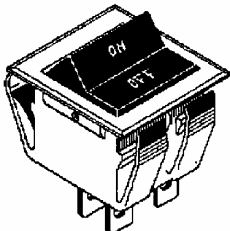


XR110A90

MODEL	LEGEND	TYPE	*ACTUATOR CODE	ON	NONE	OFF	COLOR CODES
XR110A(**)	ON/OFF	SPST	51	ON	NONE	OFF	00, 02, 09, 90, 92
XR110A(**)	-01†	SPST	51	ON	NONE	OFF	00, 02
XR110D(**)		SPDT	52	ON	NONE	ON	00, 02, 09, 90, 92
XR110E(**)		SPDT	52	ON	OFF	ON	00, 02, 09, 90, 92
XR110F(**)		SPDT	52	ON	NONE	(ON)	00, 02, 09, 90, 92

*SEE ACTUATOR CODE CHART BOTTOM OF PAGE. (ON) INDICATES MOMENTARY POSITION.
 (**) SPECIFY BODY AND LEVER COLOR BY ADDING SUFFIX NUMBER, SEE COLOR ORDERING INFORMATION TOP OF PAGE.
 †-01 INDICATES INTERNATIONAL BAR/CIRCLE IMPRINT.

DPST/DPDT

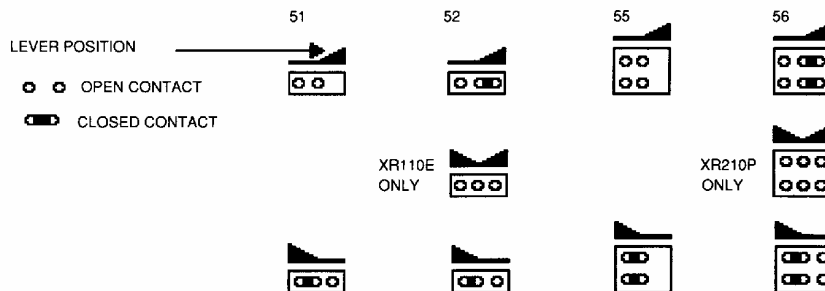


XR210K90

MODEL	LEGEND	TYPE	*ACTUATOR CODE	ON	NONE	OFF	COLOR CODES
XR210K(**)	ON/OFF	DPST	55	ON	NONE	OFF	00, 02, 09, 90, 92
XR210K(**)	-01†	DPST	55	ON	NONE	OFF	00, 02
XR210N(**)		DPDT	56	ON	NONE	ON	00, 02, 09, 90, 92
XR210P(**)		DPDT	56	ON	OFF	ON	00, 02, 09, 90, 92
XR210R(**)		DPDT	56	ON	NONE	(ON)	00, 02, 09, 90, 92

*SEE ACTUATOR CODE CHART BOTTOM OF PAGE. (ON) INDICATES MOMENTARY POSITION.
 (**) SPECIFY BODY AND LEVER COLOR BY ADDING SUFFIX NUMBERS. SEE COLOR ORDERING INFORMATION TOP OF PAGE.
 †-01 INDICATES INTERNATIONAL BAR/CIRCLE IMPRINT.

*ACTUATION CODES



SPECIFICATIONS SUBJECT TO CHANGE WITHOUT NOTICE.



Alcoswitch®

1551 Osgood Street N. Andover, MA 01845 USA Tel: (508)685-4371 FAX: (508)686-9545 TLX: 275423

E10