

Polymer PTC Resettable Fuse: KRT Series



Radial Leded Type KRT600 For Telecom Application

■ Features

1. RoHS compliant
2. Broadest range of resettable devices available in the industry
3. Current ratings from 0.15 to 0.16A
4. Maximum operating voltage is 60V, maximum interrupt voltage is 600V
5. Operating temperature range : -40 ~ +85°C
6. Agency Recognition :UL /cUL/TUV



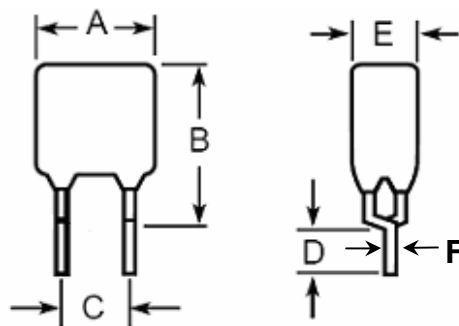
■ Recommended Applications

1. Telecommunication
2. Network equipment

■ Part Number Code

K	R	T	6	0	0	0	0	1	5	F	B	Y			
1	2	3	4	5	6	7	8	9	10	11	12	13	14	15	16
Product Type		Form Factor		Usage		Max. Operating Voltage		I hold		Appearance		Packaging		Optional Suffix	
K	Thinking PPTC thermistor	R	Radial	G	General	016	16V	0008	0.08A	S	Straight lead	B	Bulk	Y	RoHS compliant
		T	Telecom			030	30V	0090	0.9A	I	Inner kink lead	R	Taping & Reel		
						060	60V	0014	0.14A	F	Y kink lead				
						Note : for telecom with Vmax. interrupt		0135	1.35A						
						250	250V	0170	1.7A						
						600	600V	0600	6A						
								1000	10A						
								1200	12A						

■ Structure and Dimensions



Marking: Device is marked Vmax. operation , I hold

(Unit: mm)

Part No.	A	B	C	D	E	F
	Max.	Max.	Typ.	Typ.	Max.	Typ.
KRT6000015	13.5	12.6	5.0±0.8	4.7	6.0	0.65±0.04
KRT6000016	16.0	12.6	5.0±0.8	4.7	6.0	0.65±0.04

Polymer PTC Resettable Fuse: KRT Series



Radial Leaded Type KRT600 For Telecom Application

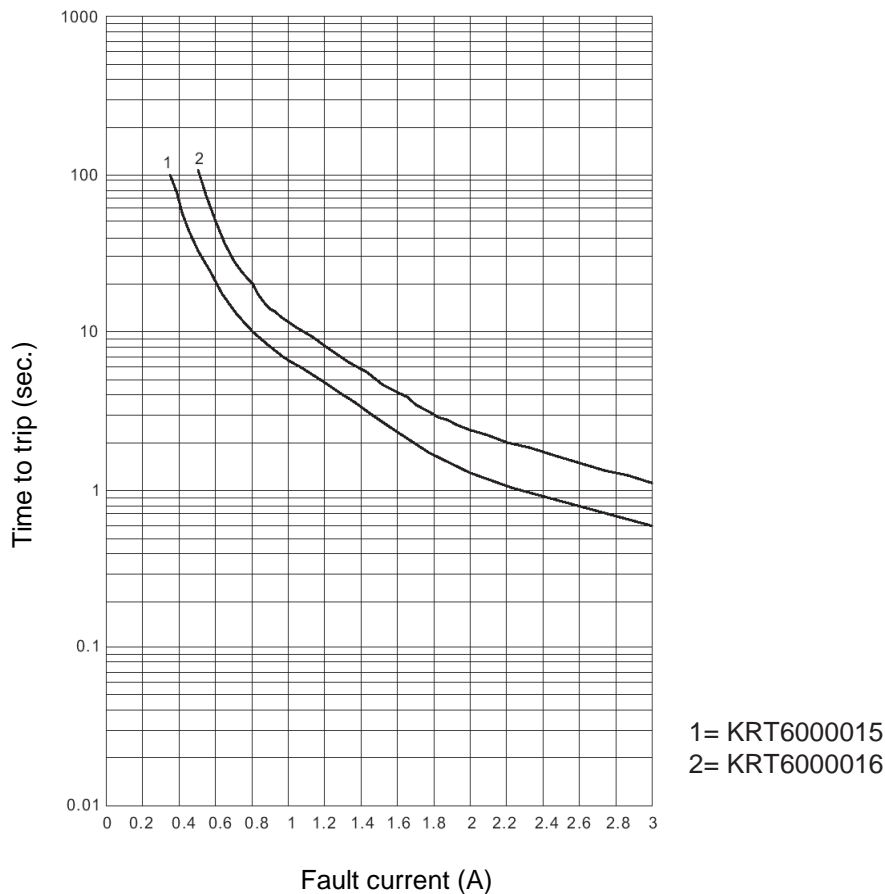
■ Electrical Characteristics(23°C)

Part No.	Vmax.	I _{max} .	I _{hold} @ 23°C	I _{trip} @ 23°C	V _{max} Interrupt	P _d (Max.)	Maximum Time to Trip		Resistance (Ω)		Safety Approvals	
	(V _{dc})	(A)	(A)	(A)	(V _{AC})	(W)	(A)	(Sec.)	Initial (R _i)	Post trip (R ₁)	UL/cUL	TUV
									Min.	Max.		
KRT6000015	60	3.0	0.150	0.300	600	1.60	1.00	5.00	6.00	22.00	√	√
KRT6000016	60	3.0	0.160	0.320	600	1.60	1.00	7.00	4.00	18.00	√	√

Note: UL&cUL File No. E138827

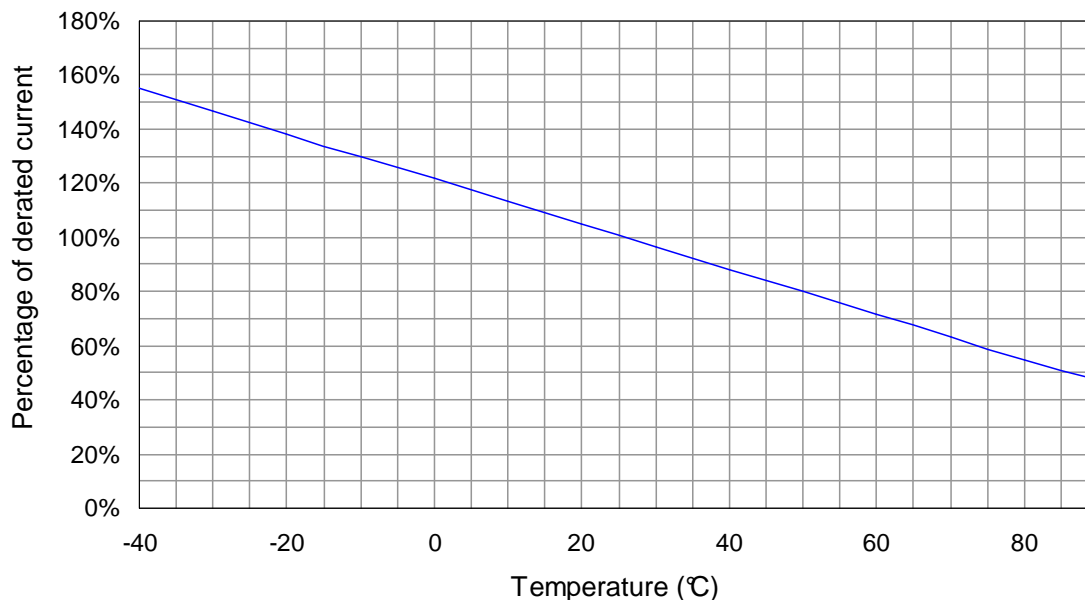
TUV File No. R50066618

■ Typical Time to Trip Curves at 23°C



■ Thermal Derating Curve

Derating Curves for KRT 600 Series



■ Reliability

Item	Standard	Test Condition/methods	Criteria
Passive Aging	IEC60738-1	85±5°C, 1000±24hrs	±5% typical resistance change
Humidity storage	Specification Standard	85±5°C, 80~85%RH, 1000±24hrs	±5% typical resistance change
Rapid Change of Temperature	IEC60738-1	85±5/-40±5°C, 10 cycles	±5% typical resistance change
Overload Endurance	UL 1434	V _{max} , 120% I _{max} , 50 cycles V _{max} , 300% I _{trip} , 6000 cycles	No arcing or burring
Trip endurance	UL 1434	V _{max} , I _{trip} ≤ I ≤ I _{max} , 1000±24hrs	No arcing or burring

Polymer PTC Resettable Fuse: KRT Series



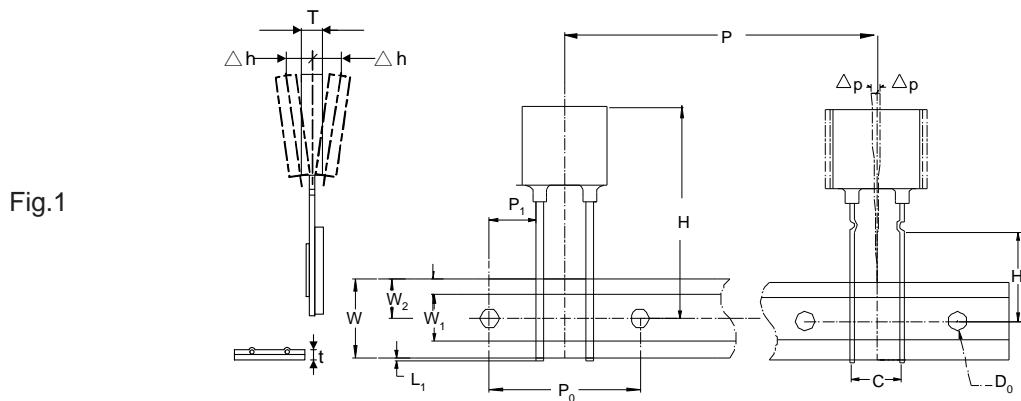
Radial Leaded Type KRT600 For Telecom Application

■ Packaging

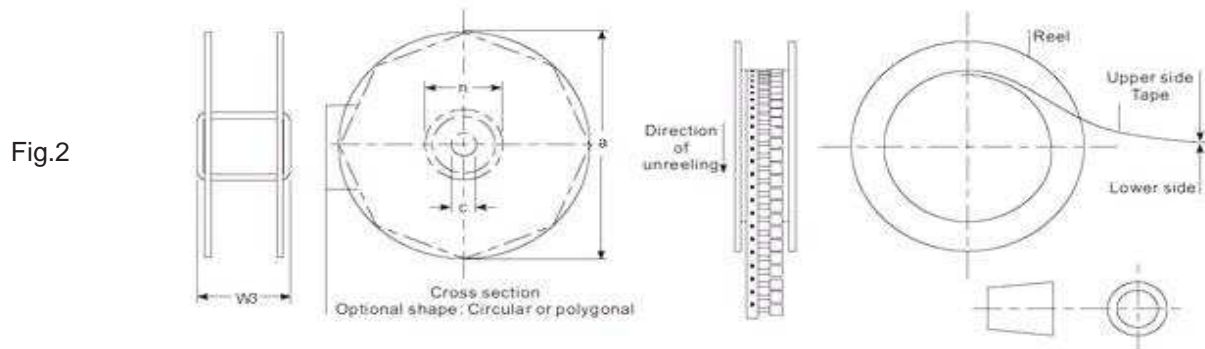
Devices taped using EIA468-B/IEC286-2 standards. See table below and Fig. 1~2 for details.

Dimension description	IEC Mark	Dimension (mm)	Tolerance (mm)
Sprocket hole pitch	P_0	12.7	± 0.3
Ordinate to adjacent component lead	P_1	3.45	± 1.0
Device pitch	P	25.4	± 1.0
Lead spacing	C	See "Structure and Dimensions"	--
Carrier tape width	W	18	± 1.0
Top distance between tape edges	W_0	3.0	Max
Hold-down tape width	W_1	12	± 1.0
Sprocket hole position	W_2	9.0	$+0.75/-0.5$
Abscissa to top	H_1	32.2	Max.
Abscissa to plane (kinked lead)	H_0	16.0	± 0.5
Sprocket hole diameter	D_0	4	± 0.2
Lead protrusion	L_1	1	Max.
Tape thickness	t	0.9	Max.
Body lateral deviation	Δh	0	± 1.0
Body tape plane deviation	Δp	0	± 1.3
Reel width	W_3	56	Max.
Reel diameter		340	± 10
Arbor hole diameter	n_0	31	± 1
Core diameter	n	80	Min.

● Taping Specification



● Reel specification



Polymer PTC Resettable Fuse: KRT Series



Radial Leaded Type KRT600 For Telecom Application

■ Quantity

Bulk packing

Series	Quantity PCS/Bag
KRT600	100

Reel packing

Series	Quantity PCS/Reel
KRT600	600

■ Storage Conditions of Products

- Storage Conditions :
 - 1.Storage Temperature : $-10^{\circ}\text{C}\sim+40^{\circ}\text{C}$
 - 2.Relative Humidity : $\leq 75\%RH$
 3. Keep away from corrosive atmosphere and sunlight.
- Period of Storage : 1 year